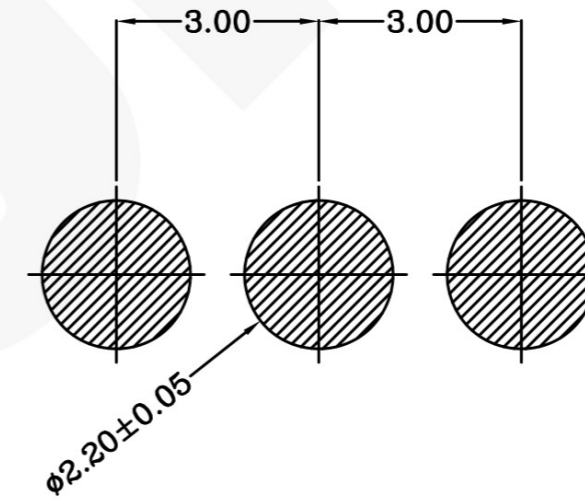
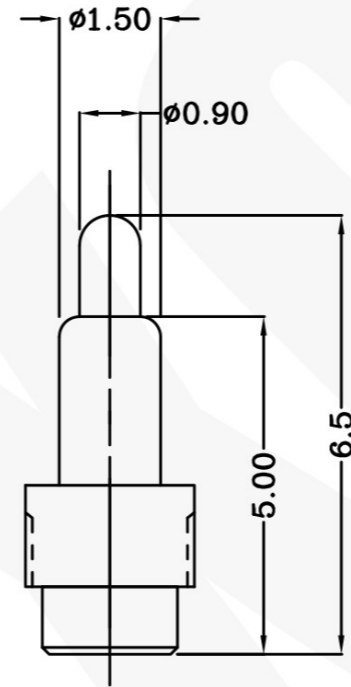
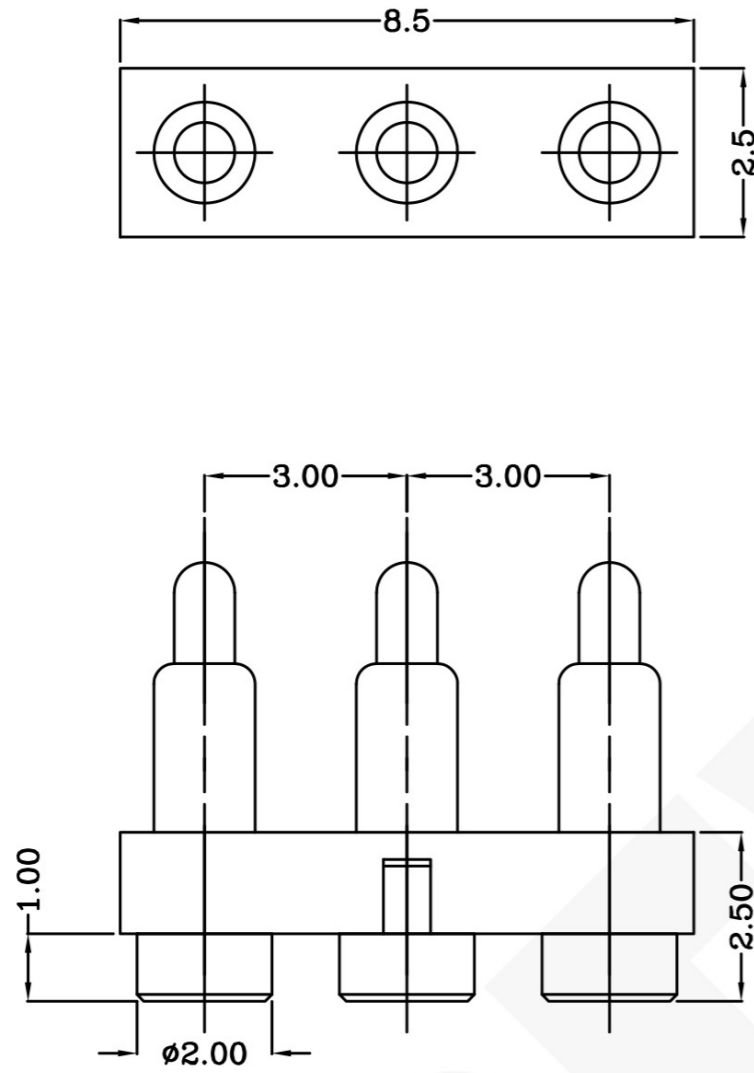


USED ON
-

DWG NO.
C-110227



THIS INFORMATION IS CONFIDENTIAL AND IS DISCLOSED TO YOU ON CONDITION THAT NO FURTHER DISCLOSURE IS MADE BY YOU TO OTHER THAN PEXON PERSONNEL WITHOUT WRITTEN AUTHORIZATION FROM PEXON LTD.



Recommended PCB Layout
Recommended solder paste thickness is 0.10 mm

- Notes:
- 1 Material, Housing: PA 4.6 (30% Glass Filled)
Color Black.
Contact: Brass
 - 2 Mechanical demands:
Plating Plunger: 0.4um Au over 1.4um Ni
Plating Body: 0.1um Au over 1.4um Ni.

110227-3

PART NUMBER

DIMENSIONS IN MM TOLERANCES UNLESS OTHER SPECIFIED		MATL	HT TR	FIN
0	= ±-	1	-	- ✓
0.0	= ±0.15	DWN Benny	APVD Lansing	Pexon
0.00	= ±0.10	CHK Andy	REL	
0.000	= ±	NAME PGG0 3P PGC-1.5-6.5-R-3P-3.0PH		
ANGLE: ±1°		SCALE 1:1	A4	DWG NO. C-110227
SURF TEXTURE: 3.2/ REMOVE BURRS, BREAK SHARP EDGES R0.05 MAX DO NOT SCALE PRINT		SHEET 1 OF 1		REV B

LDC	-
DIST	-

update remark		2007/12/21	
LTR	REVISION RECORD	APVD	DATE

4

3

2

1

D

C

B

A



PEXON

E-mail: sale@pinconnector.com

WhatsApp: +86-13361867201

www.pinconnector.com