Item	Part name	Q'ty/Ea'	Material	Finish
1	HSG	1	High temp.Plastic UL94 V-0 Color Black	————
2	Body	3	Leaded Brass	Gold plating over Nickel plating
3	Plunger	3	Leaded Brass	Gold plating over Nickel plating
4	Spring	3	Stainless steel wire	————
5	CAP	1	High temp.Plastic UL94 V-0 Color Black	————

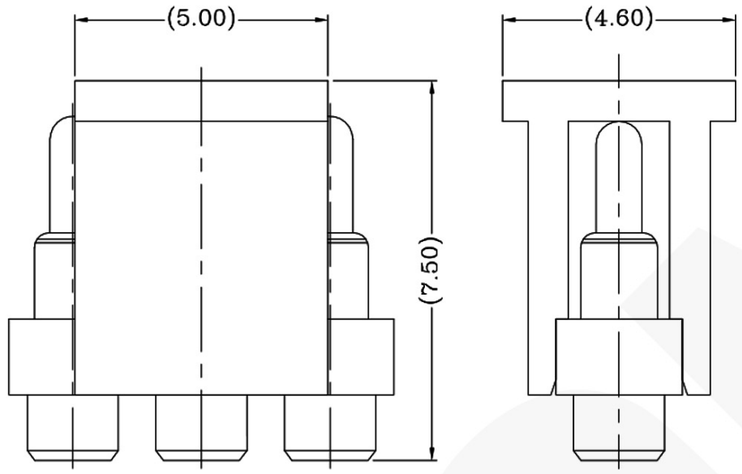

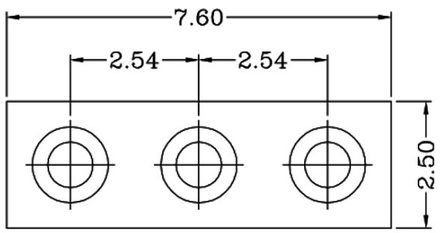

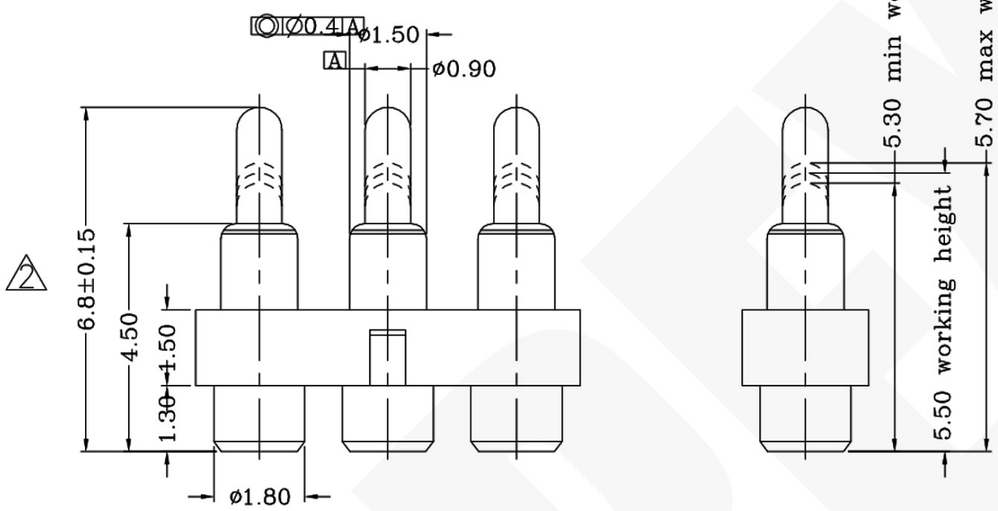

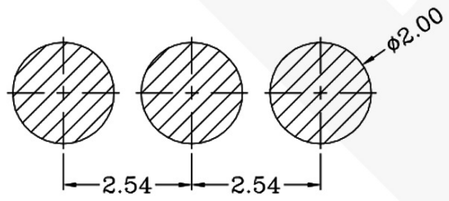

Recommended PCB Layout

Table 1 Mechanical performance		
working height	5.50mm	90gf min <2.1>
Durability	10000cycle	

Notes:

1 Dimensions shall be interpreted per ASME Y14.5M.

2 Mechanical performance(See the table 1)

<2.1>The force is the average of forces obtained when plunger goes downwards and upwards.

<2.2>Warning: Working height are not permitted to be less than Min working height.

3 Electrical performance

Resistance: 30mOhm Max.

Current rating: 2.0A

4 Packaging specification conforms to EIA 481

5 RoHS compliant.

Rev.	Revision record.	Date.
2	change tolerence	2014/06/03
1	NEW	2014/03/24

Top-Link Electronics Ltd.

TOLERANCES UNLESS OTHER SPECIFIED
0. = ± –
0.0 = ± 0.15
0.00 = ± 0.10
0.000= ± –
Angle: ±1°
SURF TEXTURE: REMOVE BURRS. BREAK SHARP EDGES R0.05 MAX.DO NOT SCALE PRINT.

Type: Customer drawing	Unit: mm		Weight
DWN: Gui zhiguo	APVD:	Pexon	
CHK:	REL:		
Name: Pogo pin connector			
Scale: 1:1	Size: A4	DWG No.: C-10101031148	Page: 1/1	Rev.: 2

10101031148

PART NUMBER

DWN No.: C-10101031148

DIST ---

DIST ---

THIS INFORMATION IS CONFIDENTIAL AND IS DISCLOSED TO YOU ON CONDITION THAT NO FURTHER DISCLOSURE IS MADE BY YOU TO OTHER THAN PEXON PERSONNEL WITHOUT WRITTEN AUTHORIZATION FROM PEXON LTD.

PEXON

E-mail: sale@pinconnector.com

WhatsApp: +86-13361867201

www.pinconnector.com