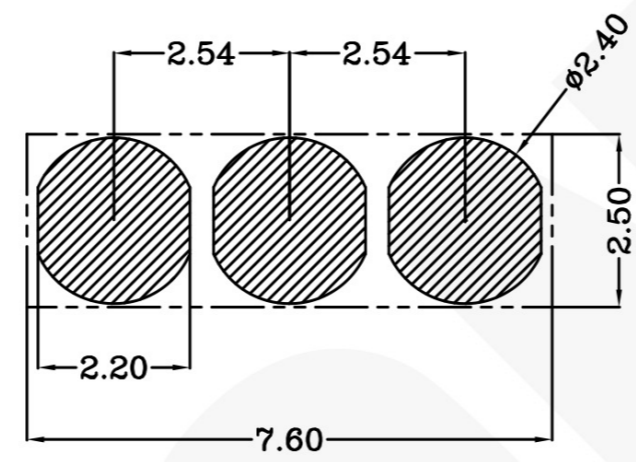
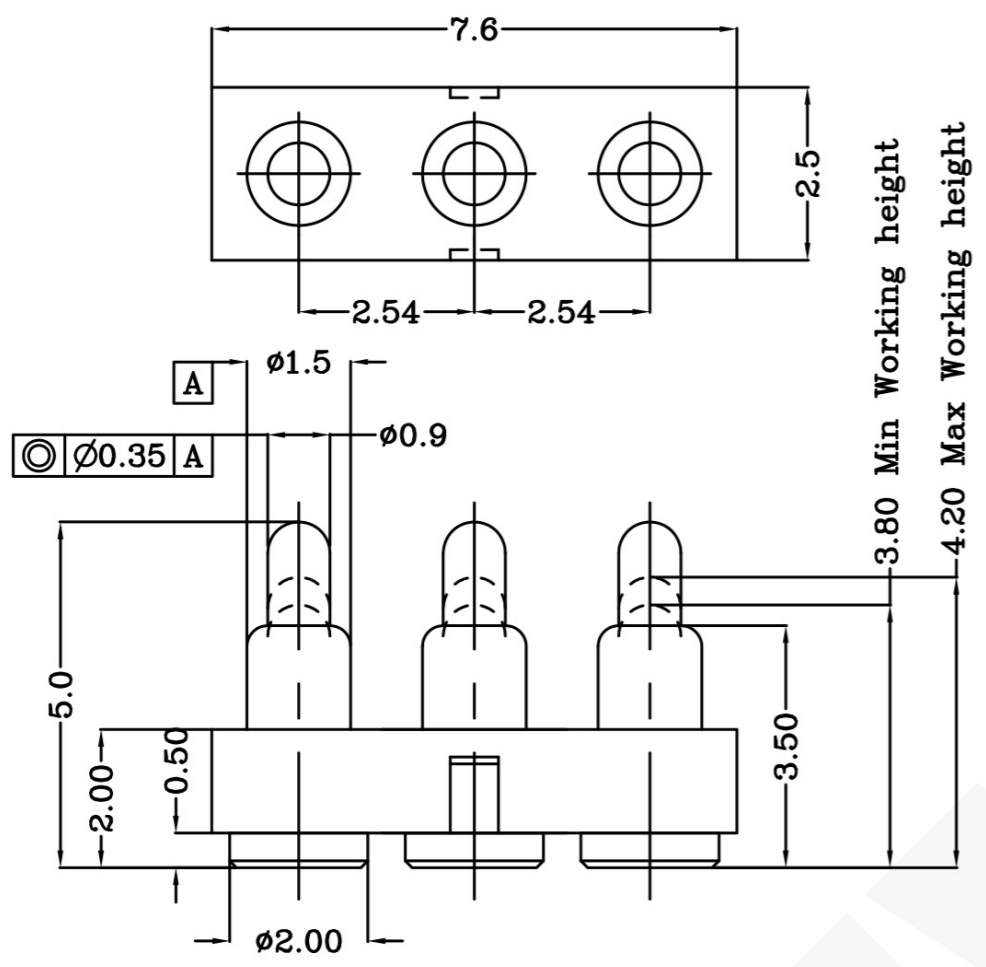


DWN No.: C-100130



THIS INFORMATION IS CONFIDENTIAL AND IS DISCLOSED TO YOU ON CONDITION THAT NO FURTHER DISCLOSURE IS MADE BY YOU TO OTHER THAN PEXON PERSONNEL WITHOUT WRITTEN AUTHORIZATION FROM PEXON LTD.

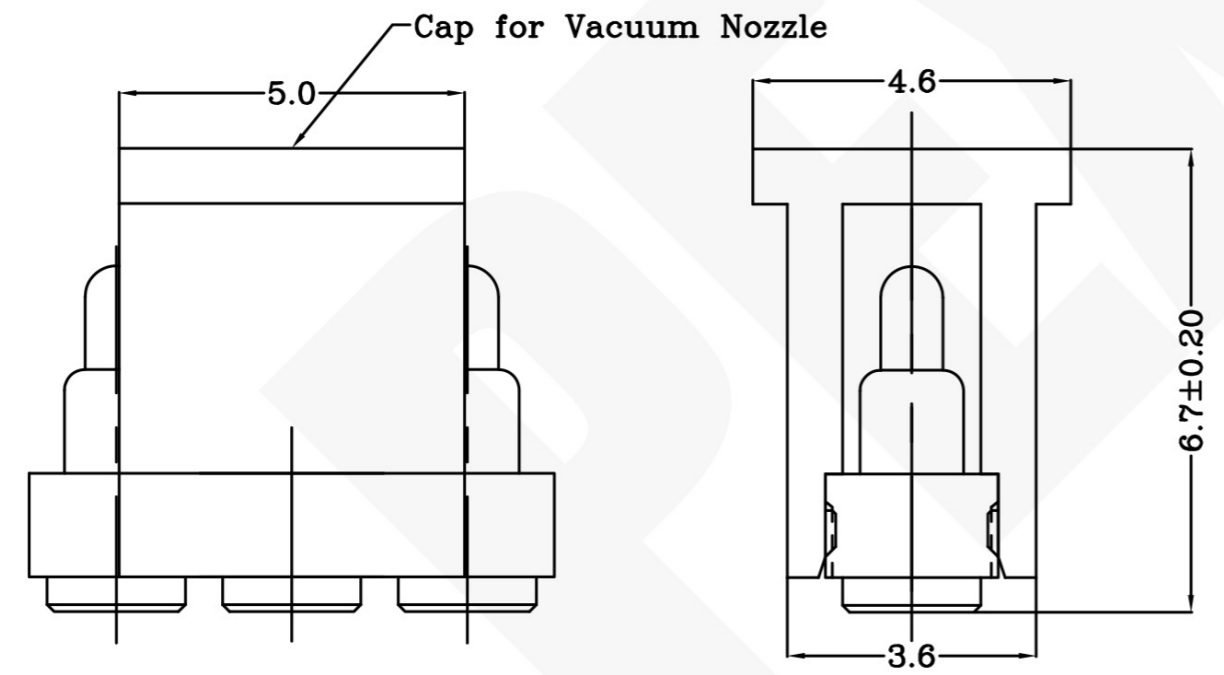
DIST  
---  
DIST  
---



Recommended PCB Layout  
Recommended solder paste thickness is 0.10 mm

Item	Part name	Q'ty/Ea'	Material	Finish
1	HSG	1	High temp.Plastic UL94 V-0 Color Black	_____
2	Body	3	Leaded Brass	Gold plating over Nickel plating
3	Plunger	3	Leaded Brass	Gold plating over Nickel plating
4	Spring	3	Stainless steel wire	_____
5	CAP	1	High temp.Plastic UL94 V-0 Color Black	_____

Max.working height	4.20mm	45±10gf <2.1>
Min.working height	3.80mm	60±15gf
Durability	10000cycle	



Notes:  
 1 Dimensions shall be interpreted per ASME Y14.5M.  
 2 Mechanical performance(See the table 1)  
 <2.1>The force is the average of forces obtained when plunger goes downwards and upwards.  
 <2.2>Warning:Working height are not permitted to be less than Min working height.  
 3 Electrical 30mOhm Max.Current rating: 2.0A  
 4 Packaging Spec.Comformance to EIA 481  
 5 RoHS compliant.

100130-3  
PART NUMBER

Rev.	Revision record.	Date.
	Update	2012/11/12
	D change spring0.12	2008/03/26
	A rev.release	2007/03/07

Top-Link Electronics Ltd.		Type	Customer drawing	Unit	mm	Weight
TOLERANCES UNLESS OTHER SPECIFIED		DWN:	Cai wanlu	APVD:		PEXON
0. = ± -		CHK:		REL:		
0.0 = ± 0.15		Name				Customer drawing
0.00 = ± 0.10		Scale	1:1	Size	A4	DWG No.
0.000 = ± -						C-100130
Angle: ±°						Page
SURF TEXTURE: REMOVE BURRS.						1/1
BREAK SHARP EDGES R0.05 MAX.DO NOT SCALE PRINT.						Rev.
						E.1

4

3

2

1



**PEXON**

E-mail: [sale@pinconnector.com](mailto:sale@pinconnector.com)

WhatsApp: +86-13361867201

[www.pinconnector.com](http://www.pinconnector.com)