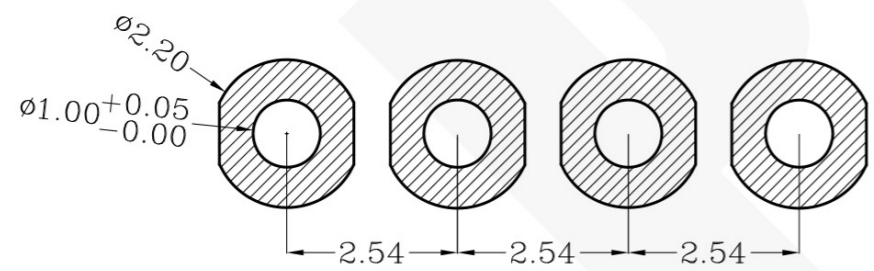
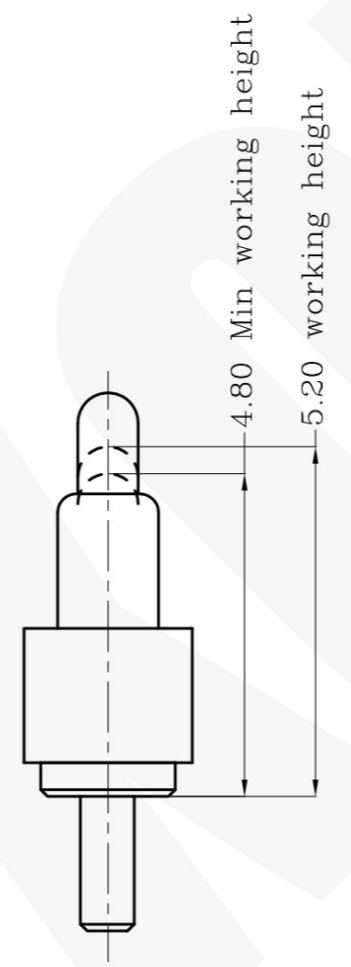
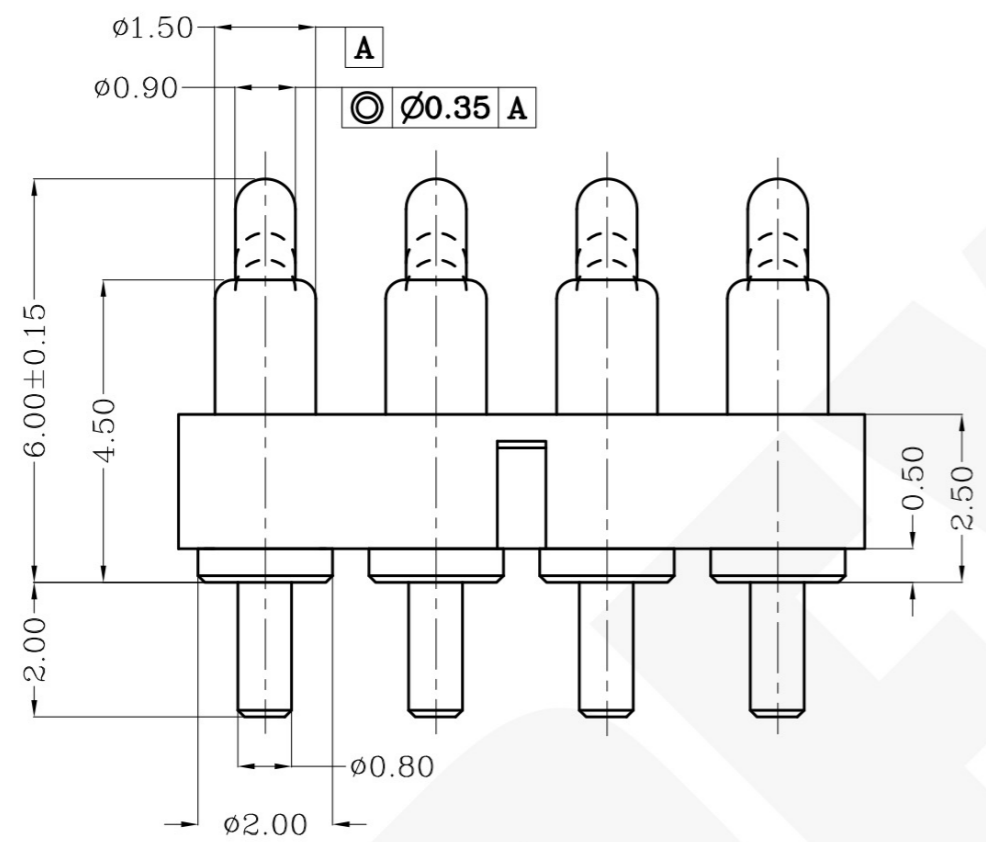
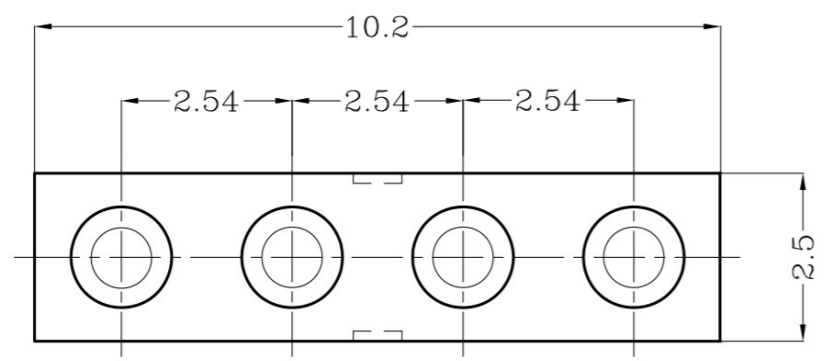


THIS INFORMATION IS CONFIDENTIAL AND IS DISCLOSED TO YOU ON CONDITION THAT NO FURTHER DISCLOSURE IS MADE BY YOU TO OTHER THAN PEXON PERSONNEL WITHOUT WRITTEN AUTHORIZATION FROM PEXON LTD.

DWN No.: C-110969



Recommended PCB Layout

Item	Part name	Q'ty/Ea'	Material	Finish
1	HSG	1	High temp.Plastic UL94 V-0 Color Black	_____
2	Body	4	Leaded Brass	Gold plating over Nickel plating
3	Plunger	4	Leaded Brass	Gold plating over Nickel plating
4	Spring	4	Stainless steel wire	_____
5				_____

working height	5.2mm	80gf min
Durability	10000cycle	

Notes:

- Dimensions shall be interpreted per ASME Y14.5M.
- Mechanical performance(See the table 1)  
<2.1>The force is the average of forces obtained when plunger goes downwards and upwards.  
<2.2>Warning: Working height are not permitted to be less than Min working height.
- Electrical performance  
Resistance: 30mOhm Max.  
Current rating: 2.0A
- RoHS compliant.

110969-4  
PART NUMBER

Top-Link Electronics Ltd.		Type Customer drawing	Unit mm	Weight
TOLERANCES UNLESS OTHER SPECIFIED 0. = ± - 0.0 = ± 0.15 0.00 = ± 0.10 0.000 = ± - Angle: ±1° SURF TEXTURE: REMOVE BURRS. BREAK SHARP EDGES R0.05 MAX.DO NOT SCALE PRINT.		DWN: Cai wanlu	APVD:	<b>PEXON</b>
		CHK:	REL:	
		Name Pogo pin connector		
Scale 1:1	Size A4	DWG No. C-110969	Page 1/1	Rev. 3

Rev.	Revision record.	Date.
3	Update	2013/05/20
1	NEW	2013/04/09

DIST  
---



**PEXON**

E-mail: [sale@pinconnector.com](mailto:sale@pinconnector.com)

WhatsApp: +86-13361867201

[www.pinconnector.com](http://www.pinconnector.com)