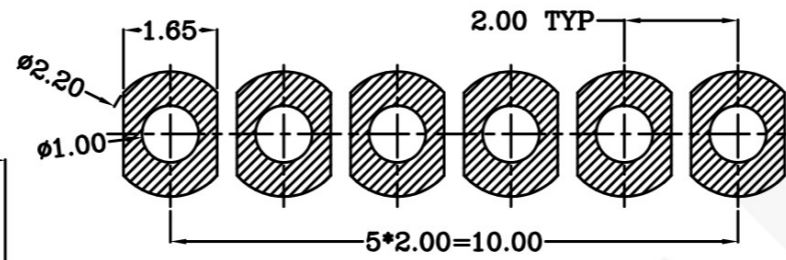
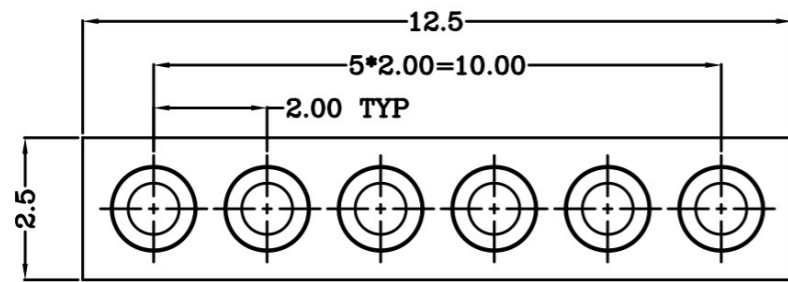
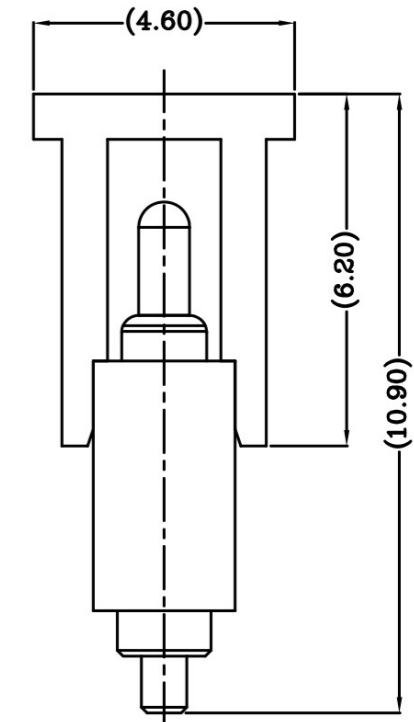
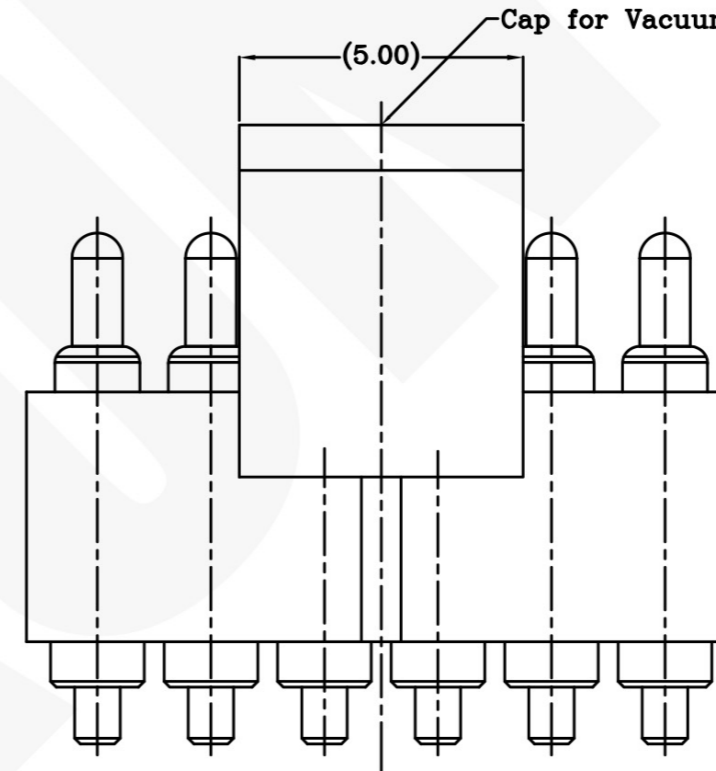
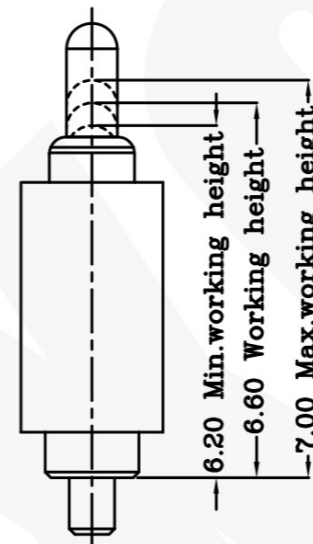
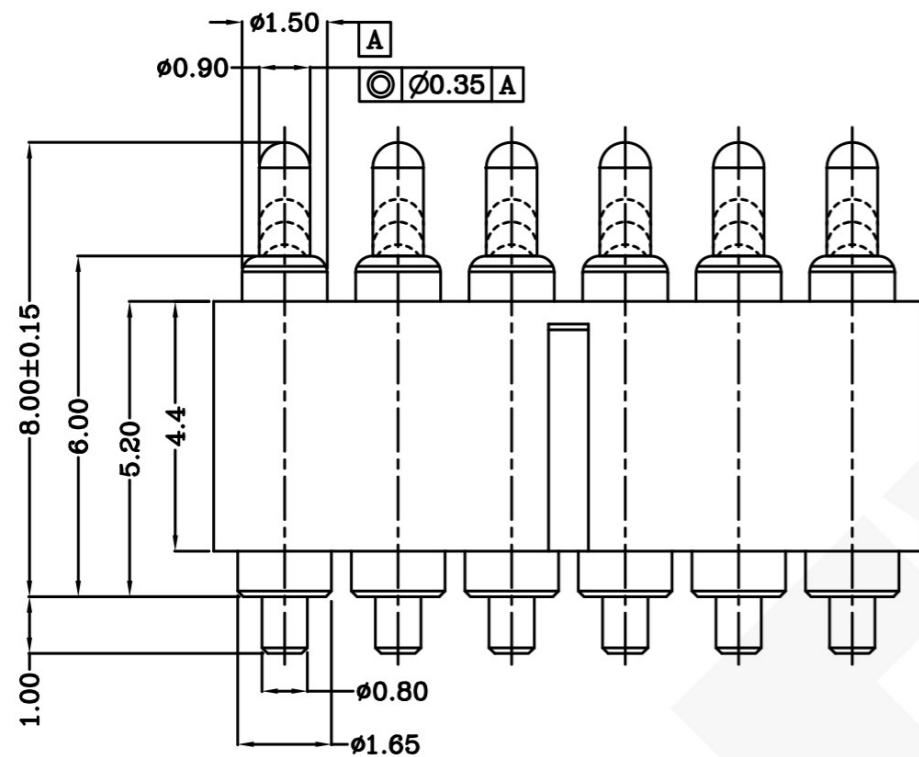


THIS INFORMATION IS CONFIDENTIAL AND IS DISCLOSED TO YOU ON CONDITION THAT NO FURTHER DISCLOSURE IS MADE BY YOU TO OTHER THAN PEXON PERSONNEL WITHOUT WRITTEN AUTHORIZATION FROM PEXON LTD.

DWN No.: C-10101061573



Recommended PCB Layout



Item	Part name	Q'ty/Ea'	Material	Finish
1	HSG	1	High temp.Plastic UL94 V-0 Color Black	_____
2	Body	6	Leaded Brass	Min Au 0.1um over min Ni 1.4um
3	Plunger	6	Leaded Brass	Min Au 0.4um over min Ni 1.4um
4	Spring	6	Stainless steel wire	_____
5	CAP	1	High temp.Plastic UL94 V-0 Color Black	_____

Notes:

- Dimensions shall be interpreted per ASME Y14.5M.
- Mechanical performance(See the table 1)
<2.1>The force is the average of forces obtained when plunger goes downwards and upwards.
<2.2>Warning:Working height are not permitted to be less than Min working height.
- Electrical performance
Resistance: 30mOhm Max.
Current rating: 2.0A
- Packaging specification conforms to EIA 481
- RoHS compliant.

Working height	6.60mm	60gf Max <2.1>
Durability	10000cycle	

10101061573
PART NUMBER

Top-Link Electronics Ltd.		Type Customer drawing	Unit mm	Weight _____
TOLERANCES UNLESS OTHER SPECIFIED		DWN: Caiwanlu	APVD:	PEXON
0. = ± -		CHK:	REL:	
0.0 = ± 0.15		Name Pogo pin connector		Page 1/1 Rev. 2
0.00 = ± 0.10		Scale 1:1	Size A4	
0.000 = ± -		DWG No. C-10101061573		
Angle: ±'		Page 1/1		
SURF TEXTURE: REMOVE BURRS. BREAK SHARP EDGES R0.05 MAX.DO NOT SCALE PRINT.		Rev. 2		

Rev.	Revision record.	Date.
2	Update	2016/04/07
1	NEW	2016/02/20

DIST



PEXON

E-mail: sale@pinconnector.com

WhatsApp: +86-13361867201

www.pinconnector.com