Item	Part name	Q'ty/Ea'	Material	Finish
1	Body	1	Leaded Brass	Au 0.3um plating Ni 1.4um
2	Plunger	2	Leaded Brass	Au 0.3um plating Ni 1.4um
3	Spring	1	Stainless steel wire	————
4				
5				

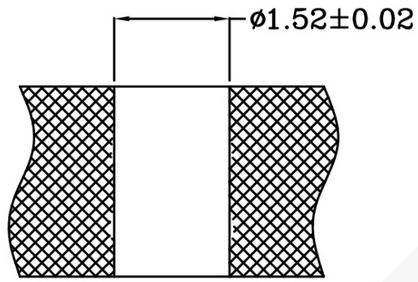

Recommended Dimensions of HSG

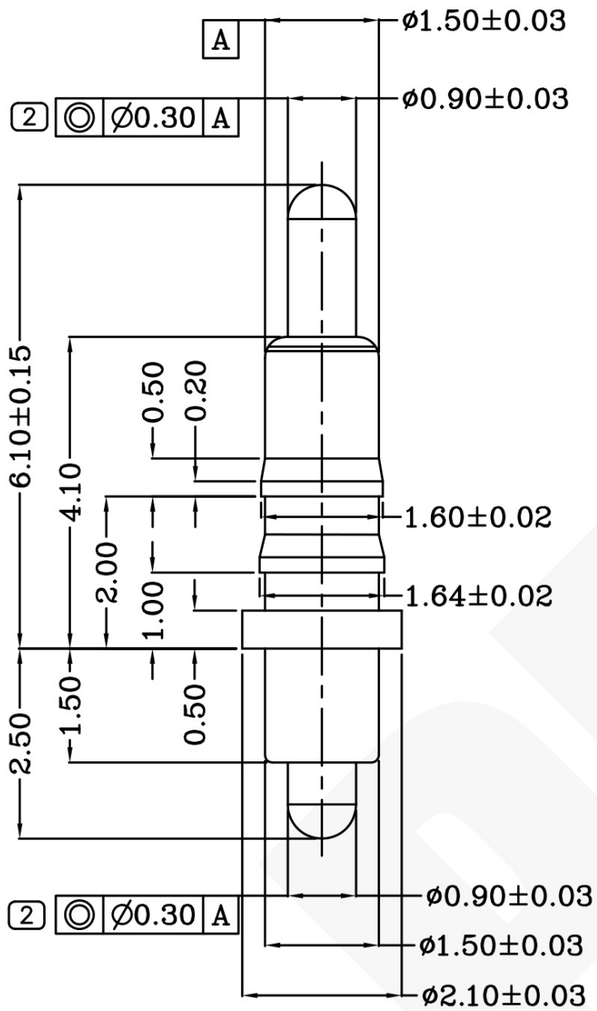

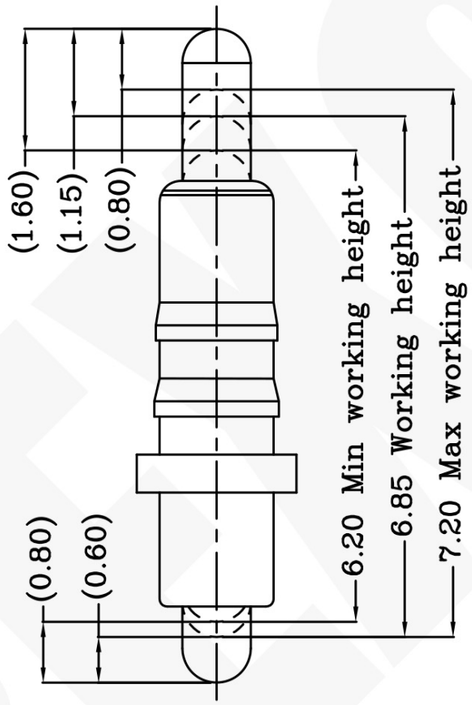

Table 1 Mechanical performance		
Working height	6.85mm	85±25gf <2.1>
Durability	10000cycle	

Notes:
1 Dimensions shall be interpreted per ASME Y14.5M.
2 Mechanical performance(See the table 1)
<2.1>The force is the average of forces obtained when plunger goes downwards and upwards.
<2.2>Warning: Working height are not permitted to be less than Min working height.
3 Electrical performance
Resistance: 30mOhm Max.
Current rating: 2.0A
4 RoHS compliant.

DWN No.: C-20101011376

THIS INFORMATION IS CONFIDENTIAL AND IS DISCLOSED TO YOU ON CONDITION THAT NO FURTHER DISCLOSURE IS MADE BY YOU TO OTHER THAN PEXON PERSONNEL WITHOUT WRITTEN AUTHORIZATION FROM PEXON LTD.

DIST ---
DIST ---

Rev.	Revision record.	Date.
2	Change coaxiality	2017/07/13
1	NEW	2016/03/24

Top-Link Electronics Ltd.
TOLERANCES UNLESS OTHER SPECIFIED
0. = ± –
0.0 = ± 0.15
0.00 = ± 0.10
0.000= ± –
Angle: ±1°
SURF TEXTURE: REMOVE BURRS.
BREAK SHARP EDGES R0.05 MAX.DO NOT SCALE PRINT.

Type: Customer drawing	Unit: mm		Weight: ————
DWN: Cai wanlu	APVD:	Pexon	
CHK:	REL:		
Name: POGO PIN			
Scale: 1:1	Size: A4	DWG No.: C-20101011376	Page: 1/1	Rev.: 2

20101011376
PART NUMBER

PEXON

E-mail: sale@pinconnector.com

WhatsApp: +86-13361867201

www.pinconnector.com