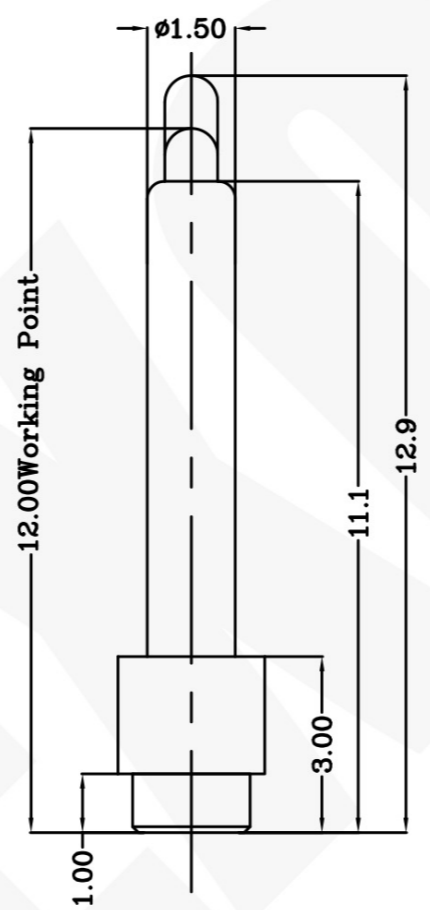
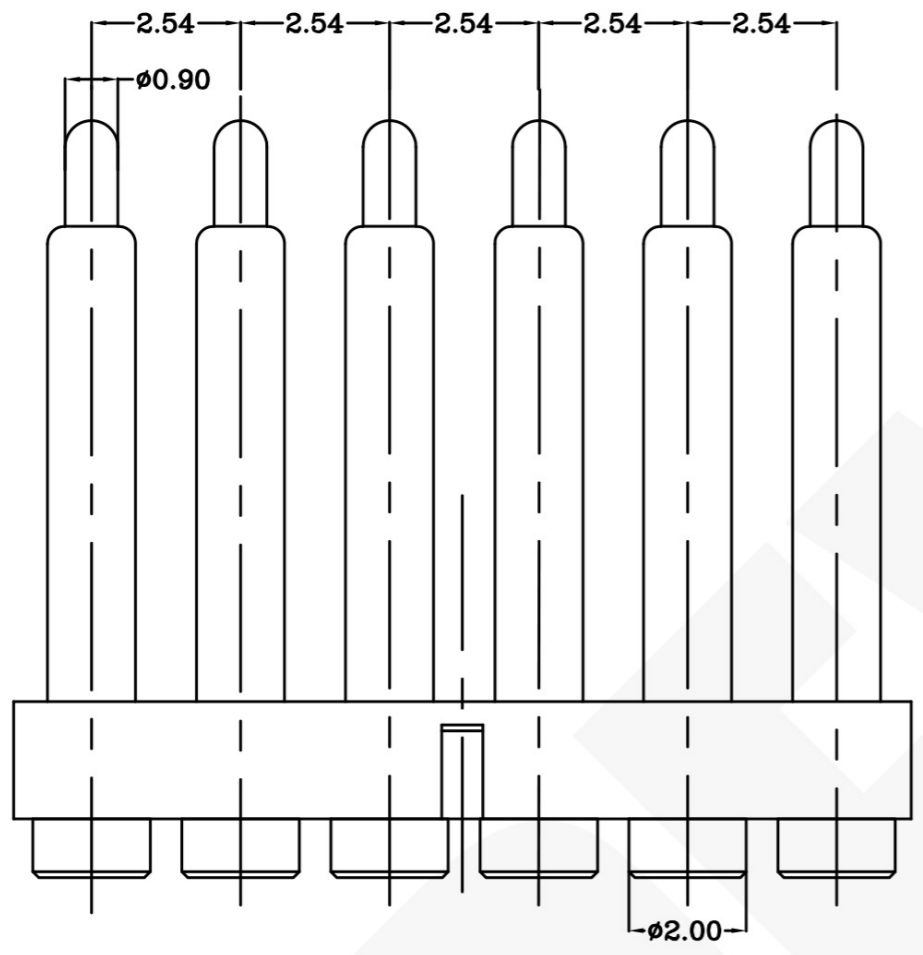
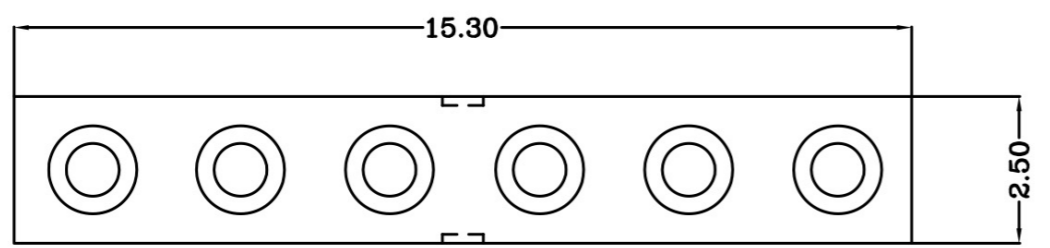
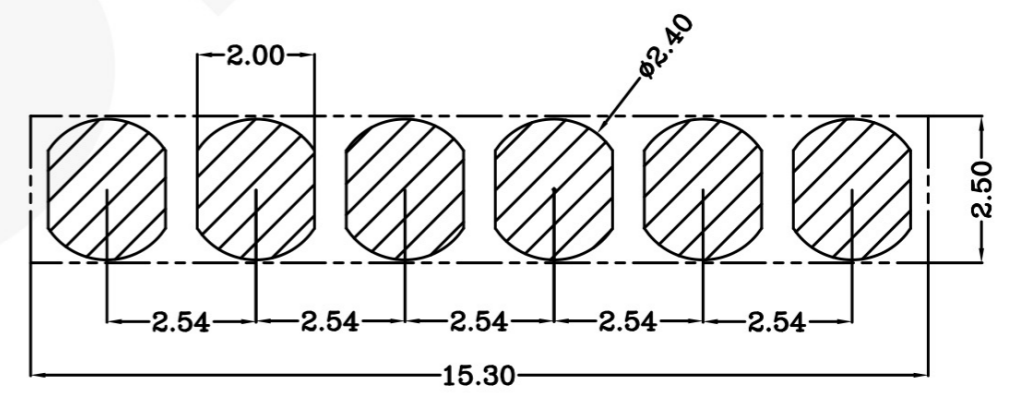


USED ON
-

DWG NO.
C-110558



Notes:
 1 Material, Housing: PA 4.6 (30% Glass Filled)
 Color Black.
 Contact: Brass
 2 Mechanical demands:
 Plating Plunger: Min 0.4um Au over 1.4um Ni
 Plating Body: Min 0.1um Au over 1.4um Ni.



Recommended PCB Layout



THIS INFORMATION IS CONFIDENTIAL AND IS DISCLOSED TO YOU ON CONDITION THAT NO FURTHER DISCLOSURE IS MADE BY YOU TO OTHER THAN PEXON PERSONNEL WITHOUT WRITTEN AUTHORIZATION FROM PEXON LTD.

LOC -
DIST -

110558-6
PART NUMBER

DIMENSIONS IN MM
 TOLERANCES UNLESS
 OTHER SPECIFIED
 0 = ±-
 0.0 = ±0.15
 0.00 = ±0.10
 0.000 = ±
 ANGLE: ±1°
 SURF TEXTURE: 3.2/
 REMOVE BURRS. BREAK
 SHARP EDGES R0.05 MAX
 DO NOT SCALE PRINT

LTR	NEW	09/10/21
REVISION RECORD	APVD	DATE

MATL	HT TR	FIN
DWN Qin	APVD	REL
NAME POGO CONNECTOR 6 POSITIONS PGC-1.5-12.9-R-6P-2.54PH		
SCALE 1:1	DWG NO. C-110558	SHEET 1 OF 1
A4	REV A	

Pexon

4

3

2

1

D

C

B

A



PEXON

E-mail: sale@pinconnector.com

WhatsApp: +86-13361867201

www.pinconnector.com