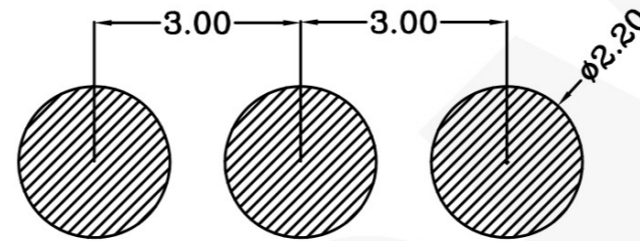
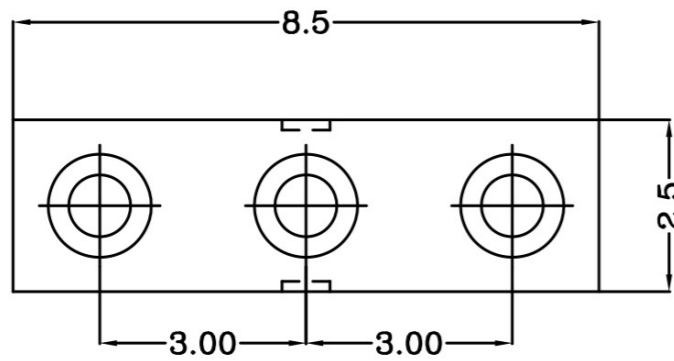


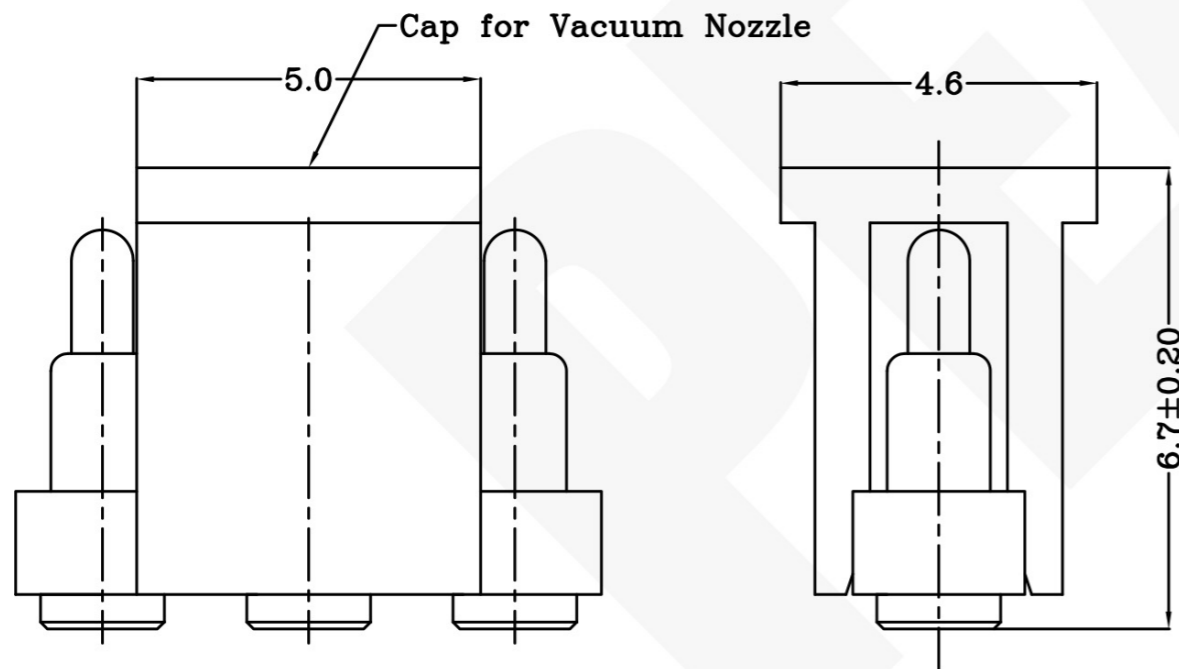
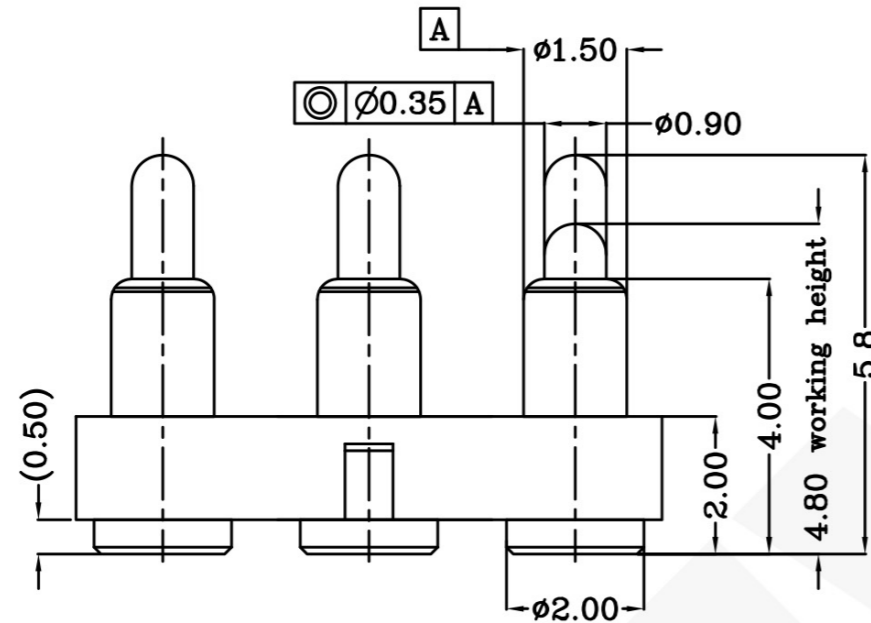
DWN No.: C-100712



THIS INFORMATION IS CONFIDENTIAL AND IS DISCLOSED TO YOU ON CONDITION THAT NO FURTHER DISCLOSURE IS MADE BY YOU TO OTHER THAN PEXON PERSONNEL WITHOUT WRITTEN AUTHORIZATION FROM PEXON LTD.



Recommended PCB Layout



Item	Part name	Q'ty/Ea'	Material	Finish
1	HSG	1	High temp.Plastic UL94 V-0 Color Black	_____
2	Body	3	Leaded Brass	Gold plating over Nickel plating
3	Plunger	3	Leaded Brass	Gold plating over Nickel plating
4	Spring	3	Stainless steel wire	_____
5	CAP	1	High temp.Plastic UL94 V-0 Color Black	_____

Table 1 Mechanical performance		
working height	4.80mm	90gf min<2.1>
Durability	10000cycle	

Notes:

- 1 Dimensions shall be interpreted per ASME Y14.5M.
- 2 Mechanical performance(See the table 1)
<2.1>The force is the average of forces obtained when plunger goes downwards and upwards.
- 3 Electrical performance
Resistance: 30mOhm Max.Current rating: 2.0A
- 4 Packaging Spec.Comformance to EIA 481
- 5 RoHS compliant.

100712-3
PART NUMBER

Top-Link Electronics Ltd.		Type	Customer drawing	Unit	mm	Weight	
TOLERANCES UNLESS OTHER SPECIFIED		DWN:	Qin Zuozhong	APVD:		PEXON	
0. = ± -		CHK:		REL:			
0.0 = ± 0.15		Name				Customer drawing PGC-1.5-5.8-R-3P-3.0PH	
0.00 = ± 0.10		Scale	1:1	Size	A4	DWG No.	C-100712
0.000 = ± -						Page	1/1
Angle: ±1°						Rev.	A
SURF TEXTURE: REMOVE BURRS. BREAK SHARP EDGES R0.05 MAX.DO NOT SCALE PRINT.							

Rev.	Revision record.	Date.
	NEW	2011/07/13
4		
3		
2		
1		

DIST



PEXON

E-mail: sale@pinconnector.com

WhatsApp: +86-13361867201

www.pinconnector.com