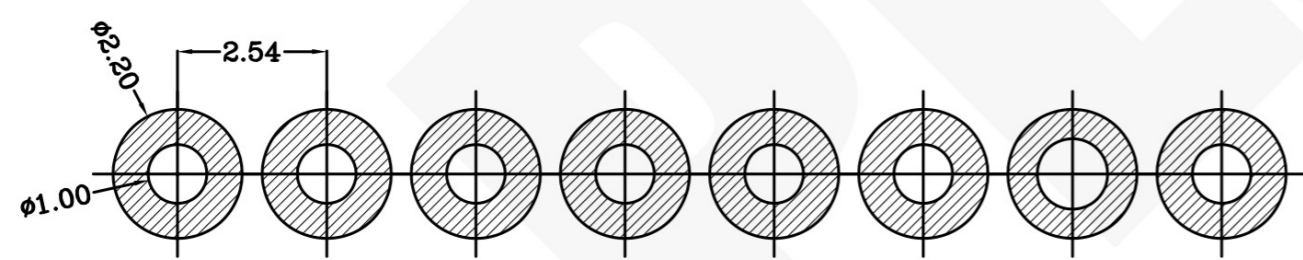
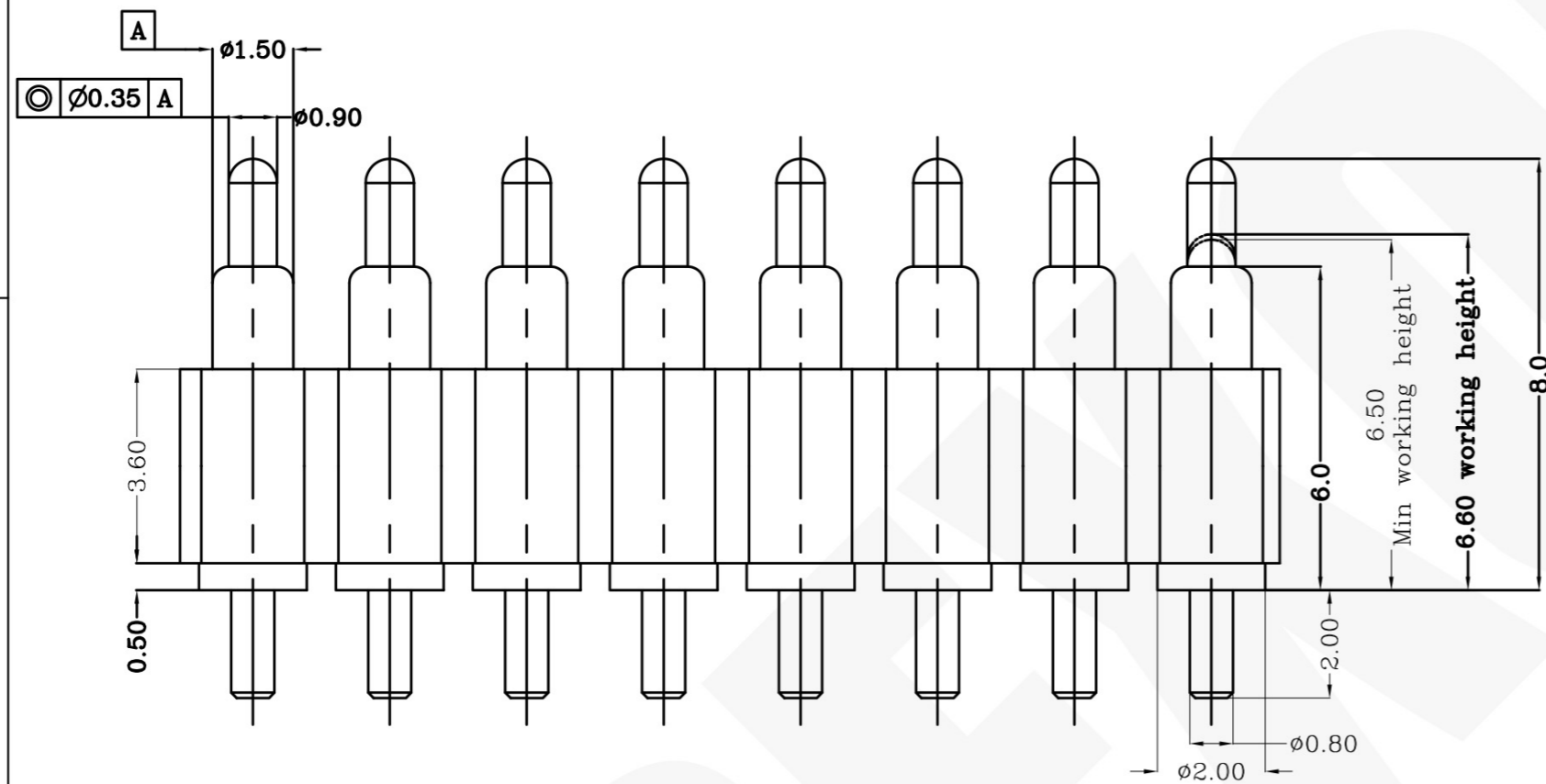
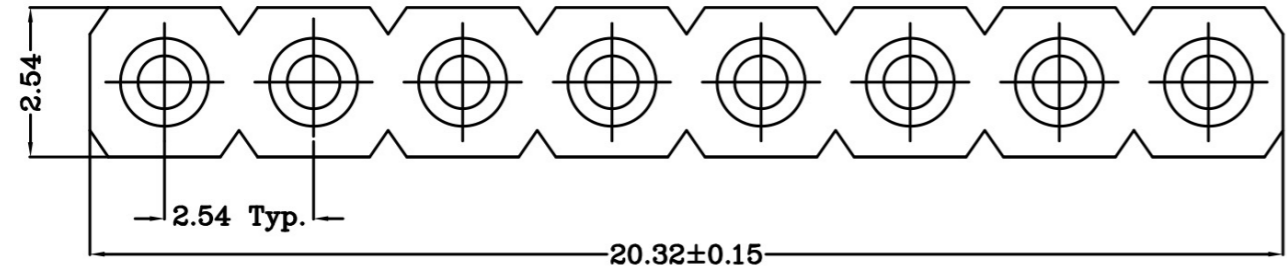


DWN No.: C-110984

THIS INFORMATION IS CONFIDENTIAL AND IS DISCLOSED TO YOU ON CONDITION THAT NO FURTHER DISCLOSURE IS MADE BY YOU TO OTHER THAN PEXON PERSONNEL WITHOUT WRITTEN AUTHORIZATION FROM PEXON LTD.



Recommended PCB Layout

Item	Part name	Q'ty/Ea'	Material	Finish
1	HSG	1	High temp.Plastic UL94 V-0 Color Black	_____
2	Body	8	Leaded Brass	Gold plating over Nickel plating
3	Plunger	8	Leaded Brass	Gold plating over Nickel plating
4	Spring	8	Stainless steel wire	_____
5				

Table 1 Mechanical performance		
working height	6.60mm	115±30gf <2.1>
Durability	10,000cycle	

Notes:
 1 Demensions shall be interpreted per ASME Y14.5M.
 2 Mechanical performance(See the table 1)
 <2.1>The force is the average of forces obtained when plunger goes downwards and upwards.
 <2.2>Warning: Working height are not permitted to be less than Min working height.
 3 Electrical performance
 Resistance: 50mOhm Max.
 Current rating: 2.0A
 4 RoHS compliant.

110984-8
PART NUMBER

Top-Link Electronics Ltd.		Type	Customer drawing	Unit	mm	Weight
TOLERANCES UNLESS OTHER SPECIFIED		DWN:	JERRY	APVD:		PEXON
0. = ± -		CHK:		REL:		
0.0 = ± 0.15		Name				Customer drawing
0.00 = ± 0.10		Scale	1:1	Size	A4	DWG No.
0.000 = ± -				DWG No.	C-110984	Page
Angle: ±1°				1/1	Rev.	1
SURF TEXTURE: REMOVE BURRS. BREAK SHARP EDGES R0.05 MAX.DO NOT SCALE PRINT.						

Rev.	Revision record.	Date.
	NEW	2013/04/23
4		
3		
2		
1		

DIST



PEXON

E-mail: sale@pinconnector.com

WhatsApp: +86-13361867201

www.pinconnector.com