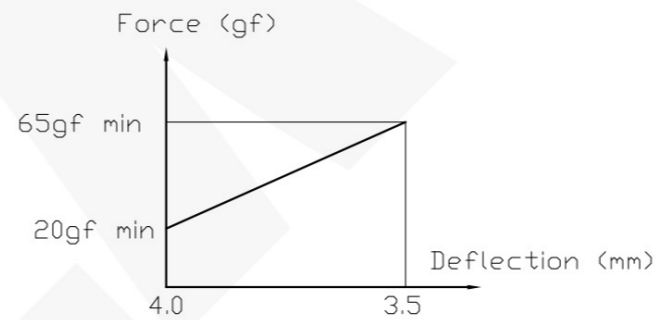
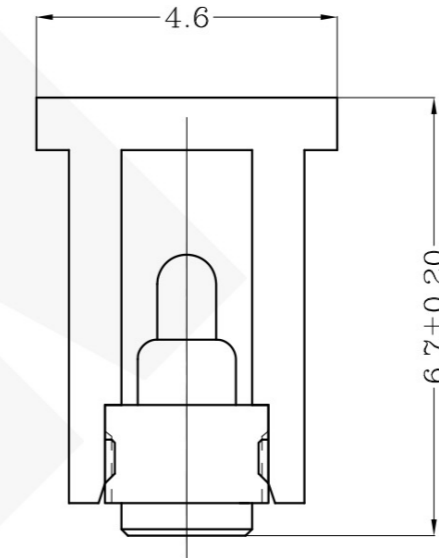
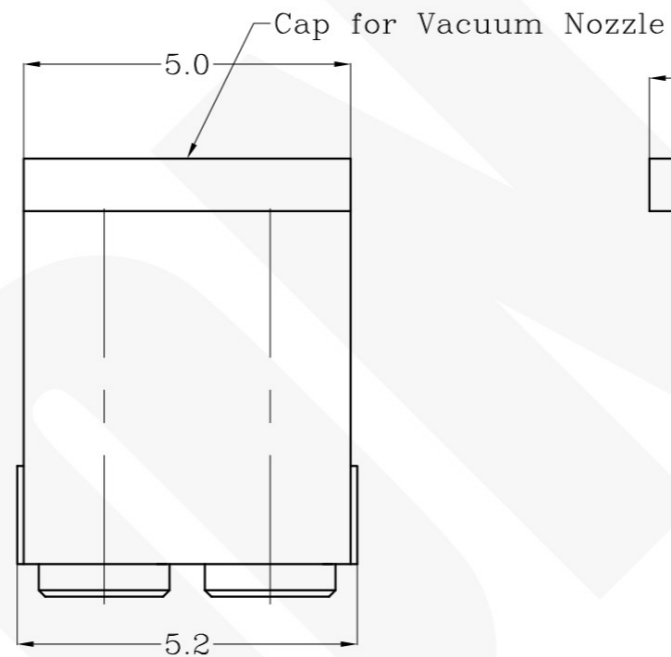
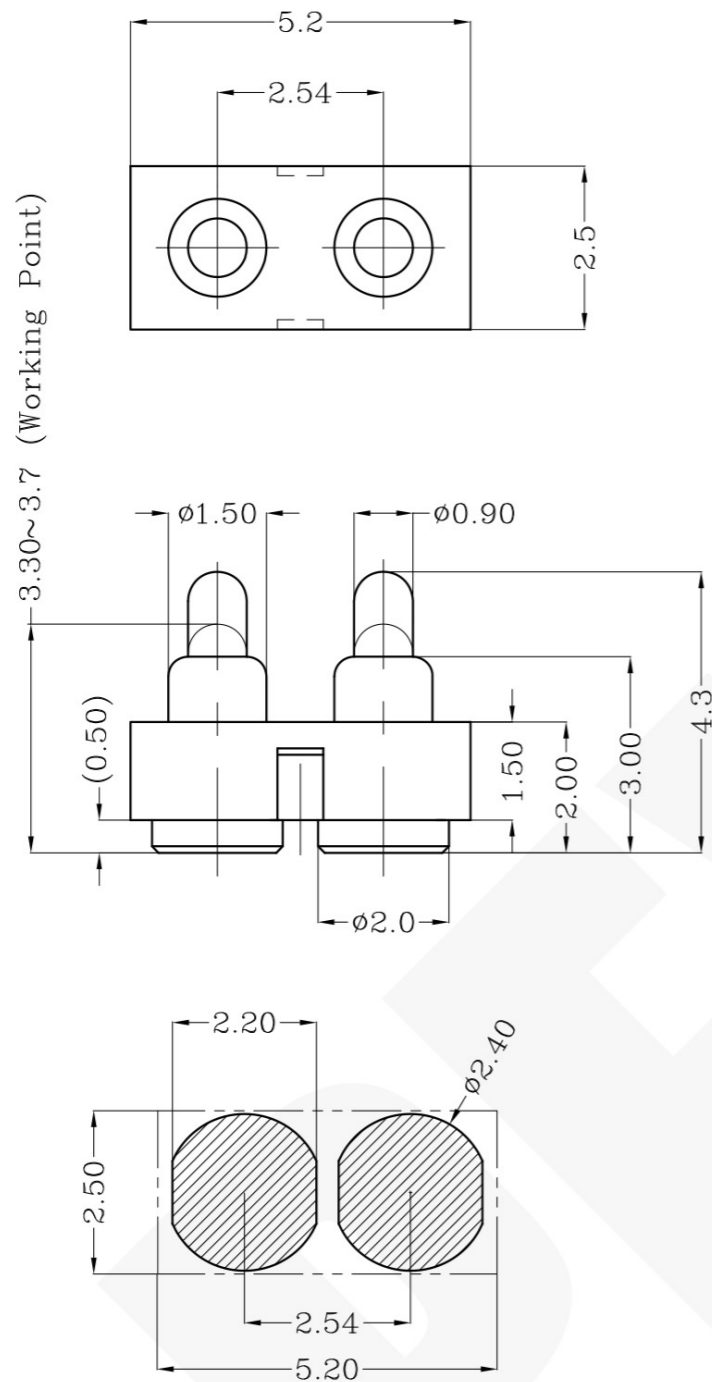


THIS INFORMATION IS CONFIDENTIAL AND IS DISCLOSED TO YOU ON CONDITION THAT NO FURTHER DISCLOSURE IS MADE BY YOU TO OTHER THAN PEXON PERSONNEL WITHOUT WRITTEN AUTHORIZATION FROM PEXON LTD.

DWG NO. C-100266



USED ON



Notes:

- Material, Housing: PA 4.6 (30% Glass Filled)  
Color Black.  
Contact: Brass
- Mechanical demands:  
Plating Plunger: 0.4um Au over 1.4um Ni  
Plating Body: 0.1um Au over 1.4um Ni.

Recommended solder paste thickness is 0.10 mm

Recommended PCB Layout

LDC	-
DIST	-

	更新PCB尺寸		2010/07/12
	NEW		2008/12/02
LTR	REVISION RECORD	APVD	DATE

DIMENSIONS IN MM  
TOLERANCES UNLESS  
OTHER SPECIFIED  
0 = ±-  
0.0 = ±0.15  
0.00 = ±0.10  
0.000 = ±  
ANGLE: ±1°  
SURF TEXTURE: 3.2/  
REMOVE BURRS. BREAK  
SHARP EDGES R0.05 MAX  
DO NOT SCALE PRINT

MATL	1	HT TR	-	FIN	-
DWN	Qin	APVD		<b>PEXON</b>	
CHK		REL			
NAME BATTERY POGO CONNECTOR 2 POSITIONS PGC-1.5-4.3-R-2P-2.54PH					
SCALE	1:1	A4	DWG NO.	C-100266	SHEET 1 OF 1
					REV B

100266-2

PART NUMBER

4

3

2

1

A

B

C

D



**PEXON**

E-mail: [sale@pinconnector.com](mailto:sale@pinconnector.com)

WhatsApp: +86-13361867201

[www.pinconnector.com](http://www.pinconnector.com)