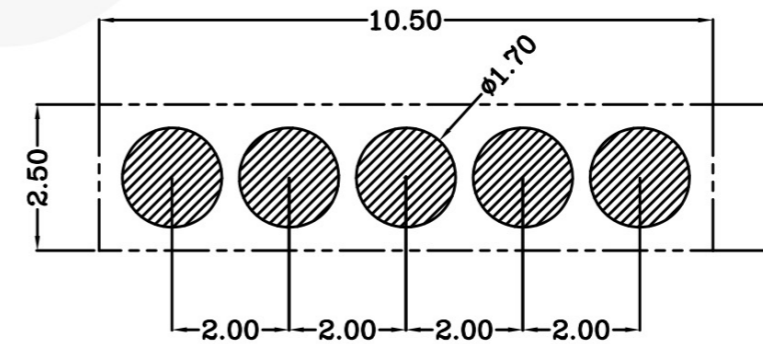
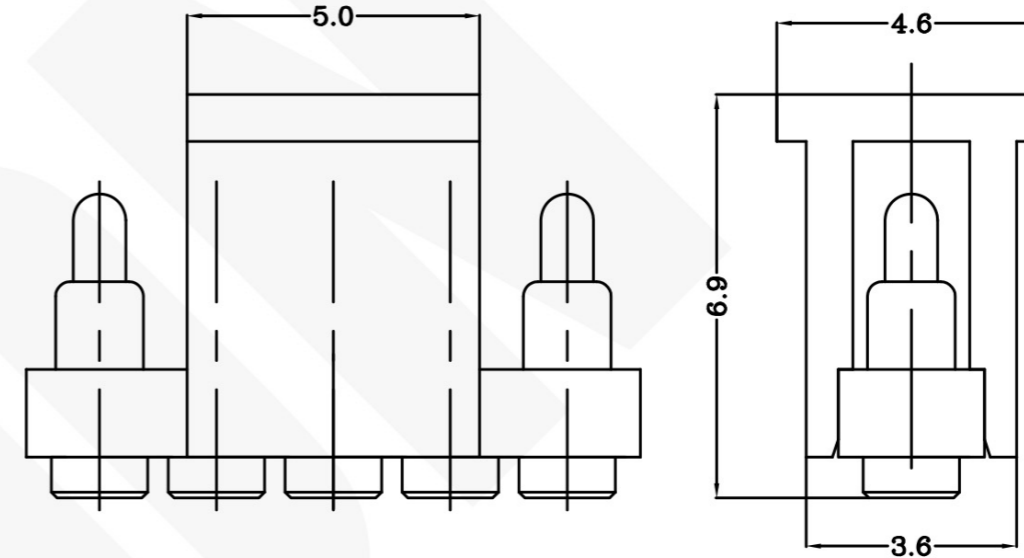
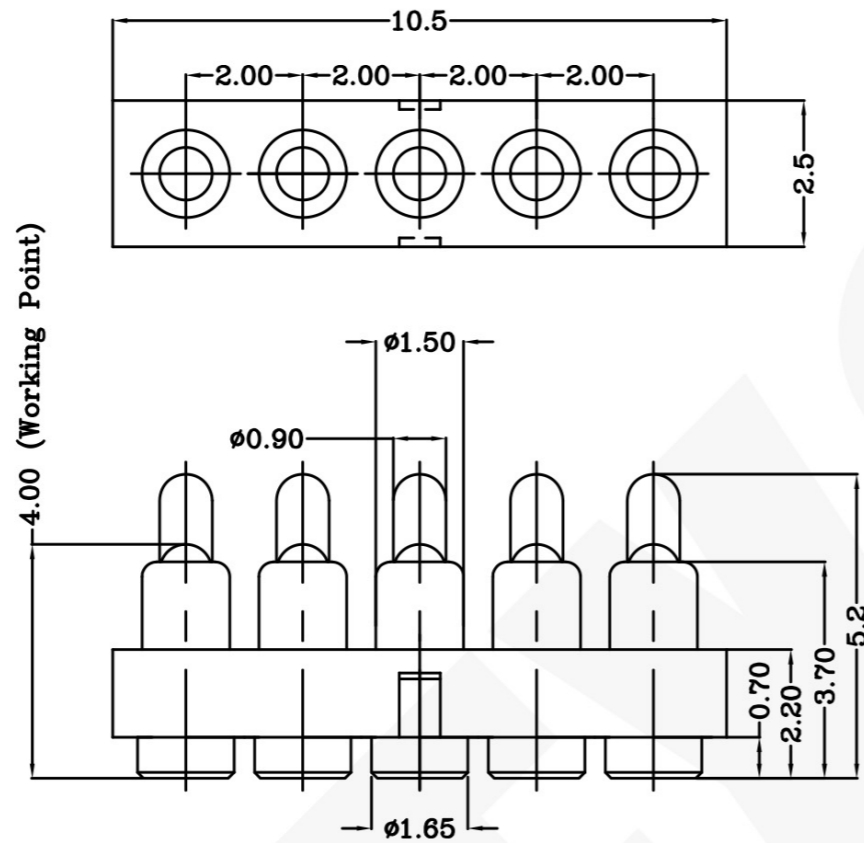


THIS INFORMATION IS CONFIDENTIAL AND IS DISCLOSED TO YOU ON CONDITION THAT NO FURTHER DISCLOSURE IS MADE BY YOU TO OTHER THAN PEXON PERSONNEL WITHOUT WRITTEN AUTHORIZATION FROM PEXON LTD.

DWG NO. C-100326



USED ON



Recommended solder paste thickness is 0.10 mm
Recommended PCB Layout

- Notes:
 1 Material, Housing: PA 4.6 (30% Glass Filled)
 Color Black.
 Contact: Brass
 2 Mechanical demands:
 Plating Plunger: 0.4um Au over 1.4um Ni
 Plating Body: 0.1um Au over 1.4um Ni.

100326-5

PART NUMBER

DIMENSIONS IN MM
 TOLERANCES UNLESS
 OTHER SPECIFIED
 0 = ±-
 0.0 = ±0.15
 0.00 = ±0.10
 0.000 = ±
 ANGLE: ±1°
 SURF TEXTURE: 3.2/
 REMOVE BURRS. BREAK
 SHARP EDGES R0.05 MAX
 DO NOT SCALE PRINT

MATL	△ 1	HT TR	-	FIN	- ✓
DWN	Qln	APVD	Lansing	Pexon	
CHK	Jlm	REL			
NAME	PGO PIN CONNECTOR 5 POSITIONS PGC-1.5-5.2-R-5P-2.0PH				
SCALE	1:1	A4	DWG NO.	C-100326	SHEET 1 OF 1
					REV A

LDC	-
DIST	-

	NEW		2008/05/05
LTR	REVISION RECORD	APVD	DATE

4

3

2

1

D

C

B

A



PEXON

E-mail: sale@pinconnector.com

WhatsApp: +86-13361867201

www.pinconnector.com