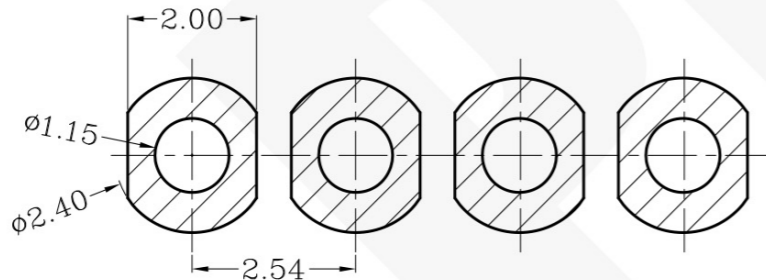
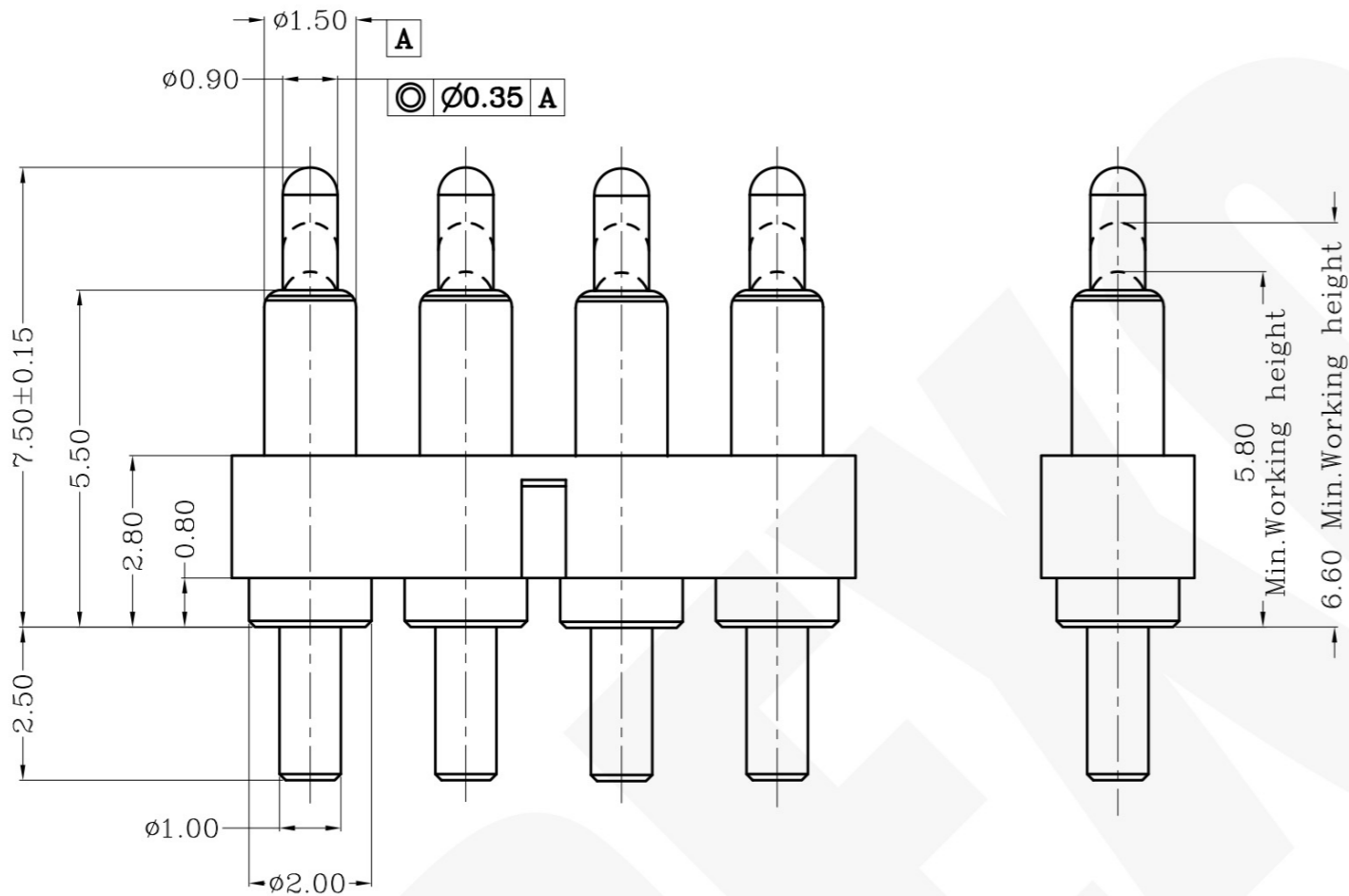
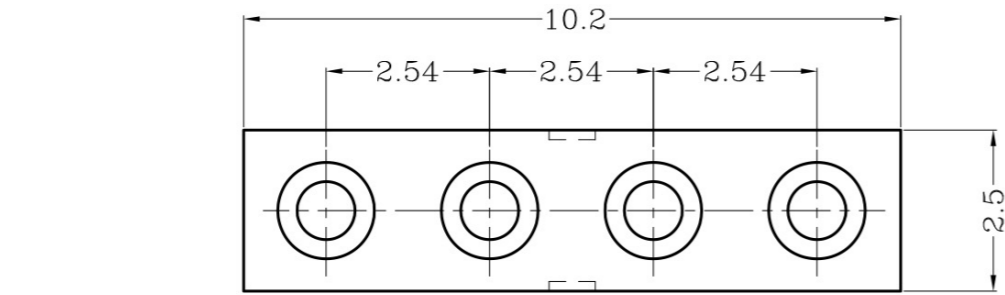


DWN No.: C-10110041395



THIS INFORMATION IS CONFIDENTIAL AND IS DISCLOSED TO YOU ON CONDITION THAT NO FURTHER DISCLOSURE IS MADE BY YOU TO OTHER THAN PEXON PERSONNEL WITHOUT WRITTEN AUTHORIZATION FROM PEXON LTD.



Recommended PCB Layout

Item	Part name	Q'ty/Ea'	Material	Finish
1	HSG	1	High temp.Plastic UL94 V-0 Color Black	_____
2	Body	4	Leaded Brass	Gold plating over Nickel plating
3	Plunger	4	Leaded Brass	Gold plating over Nickel plating
4	Spring	4	Stainless steel wire	_____
5				

Max.working height	6.60mm	80gf Min <2.1>
Min.working height	5.80mm	155±30gf
Durability	10000cycle	

Notes:

- 1 Dimensions shall be interpreted per ASME Y14.5M.
- 2 Mechanical performance(See the table 1)
<2.1>The force is the average of forces obtained when plunger goes downwards and upwards.
<2.2>Warning: Working height are not permitted to be less than Min working height.
- 3 Electrical performance
Resistance: 30mOhm Max.
Current rating: 2.0A
- 4 RoHS compliant.

10110041395

PART NUMBER

Top-Link Electronics Ltd.		Type	Customer drawing	Unit	mm	Weight
TOLERANCES UNLESS OTHER SPECIFIED		DWN:	Caiwanlu	APVD:		PEXON
0. = ± -		CHK:		REL:		
0.0 = ± 0.15		Name				Pogo pin connector
0.00 = ± 0.10		Scale	1:1	Size	A4	DWG No.
0.000 = ± -				C-10110041395		Page
Angle: ±1°						1/1
SURF TEXTURE: REMOVE BURRS. BREAK SHARP EDGES R0.05 MAX.DO NOT SCALE PRINT.						Rev.
						1

1	NEW	2015/3/25
Rev.	Revision record.	Date.

DIST

DIST



PEXON

E-mail: sale@pinconnector.com

WhatsApp: +86-13361867201

www.pinconnector.com