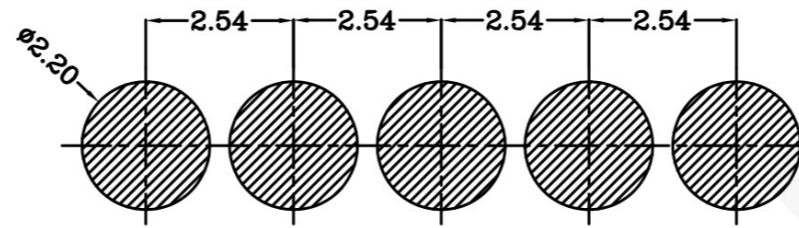
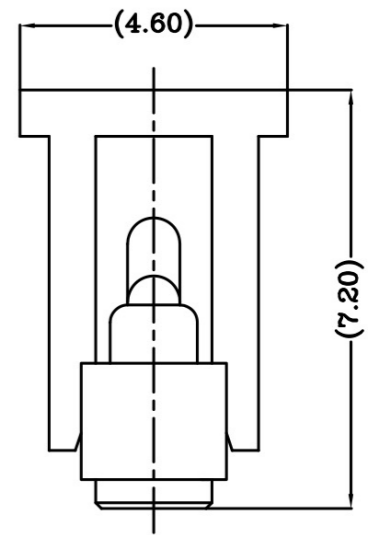
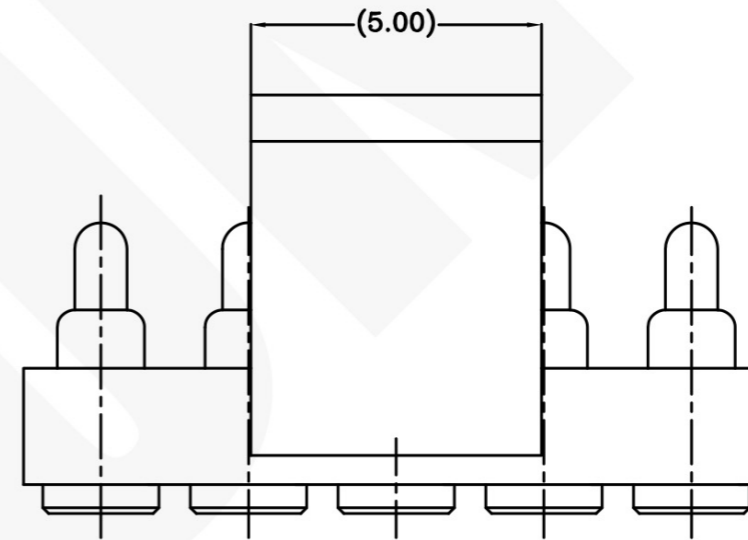
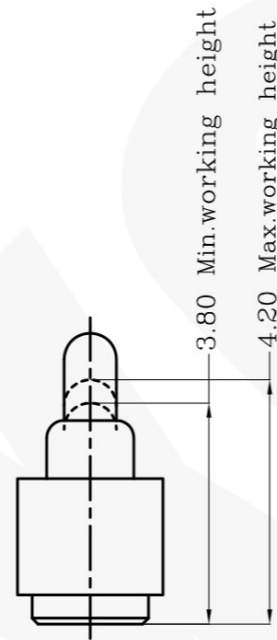
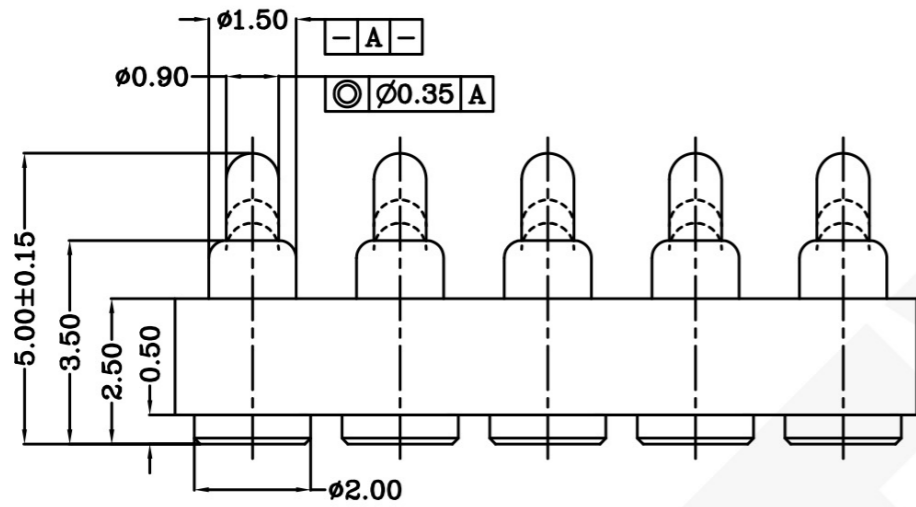
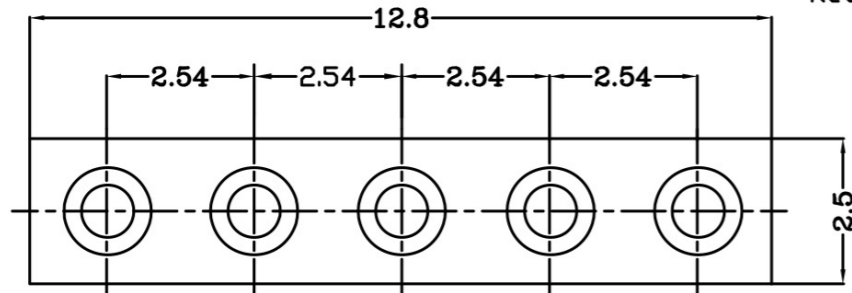


THIS INFORMATION IS CONFIDENTIAL AND IS DISCLOSED TO YOU ON CONDITION THAT NO FURTHER DISCLOSURE IS MADE BY YOU TO OTHER THAN PEXON PERSONNEL WITHOUT WRITTEN AUTHORIZATION FROM PEXON LTD.

DWN No.: C-100339



Recommended Solder paste thickness is 0.10 mm  
Recommended PCB Layout



Item	Part name	Q'ty/Ea'	Material	Finish
1	HSG	1	High temp.Plastic UL94 V-0 Color Black	_____
2	Body	5	Leaded Brass	Gold plating over Nickel plating
3	Plunger	5	Leaded Brass	Gold plating over Nickel plating
4	Spring	5	Stainless steel wire	_____
5	CAP	1	High temp.Plastic UL94 V-0 Color Black	_____

Notes:

- Dimensions shall be interpreted per ASME Y14.5M.
- Mechanical performance(See the table 1)
  - <2.1>The force is the average of forces obtained when plunger goes downwards and upwards.
  - <2.2>Warning:Working height are not permitted to be less than Min working height.
- Electrical performance
  - Resistance: 30mOhm Max.
  - Current rating: 2.0A
- Packaging specification conforms to EIA 481
- RoHS compliant.

Max.working height	4.20mm	45±12gf <2.1>
Min.working height	3.80mm	60±18gf
Durability	10000cycle	

100339-5  
PART NUMBER

Top-Link Electronics Ltd.		Type	Customer drawing	Unit	mm	Weight
TOLERANCES UNLESS OTHER SPECIFIED		DWN:	Caiwanlu	APVD:		PEXON
0. = ± -		CHK:		REL:		
0.0 = ± 0.15		Name				Pogo pin connector
0.00 = ± 0.10		Scale	1:1	Size	A4	DWG No.
0.000 = ± -						C-100339
Angle: ±°						Page
SURF TEXTURE: REMOVE BURRS.						1/1
BREAK SHARP EDGES R0.05 MAX.DO NOT SCALE PRINT.						Rev.
						C

Rev.	Revision record.	Date.
C	Update	2014/10/13
A	NEW	2008/06/03

DIST  
---  
DIST  
---



**PEXON**

E-mail: [sale@pinconnector.com](mailto:sale@pinconnector.com)

WhatsApp: +86-13361867201

[www.pinconnector.com](http://www.pinconnector.com)