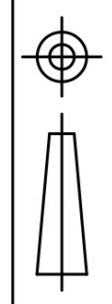
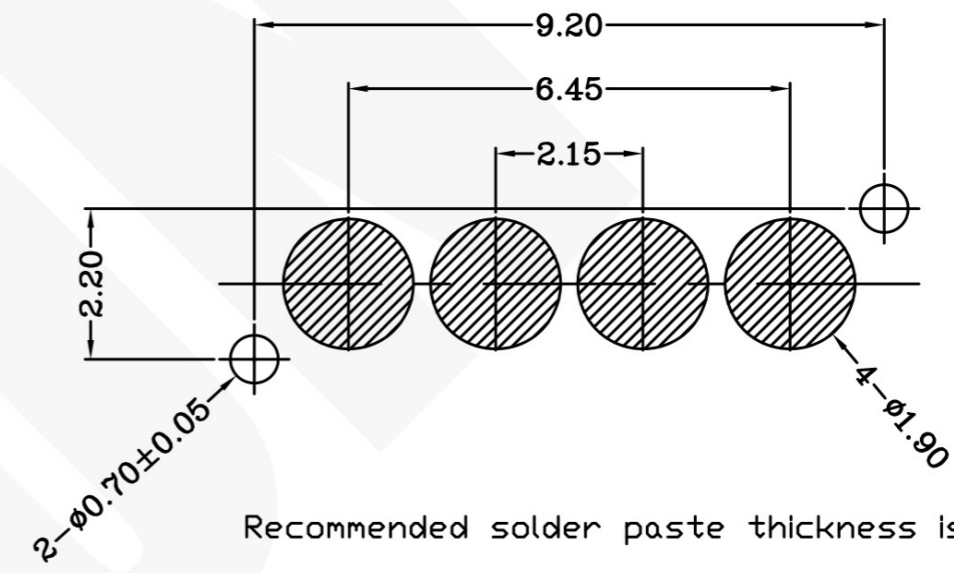
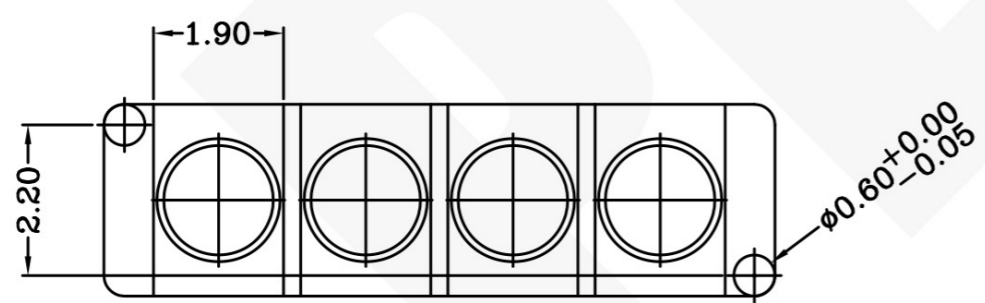
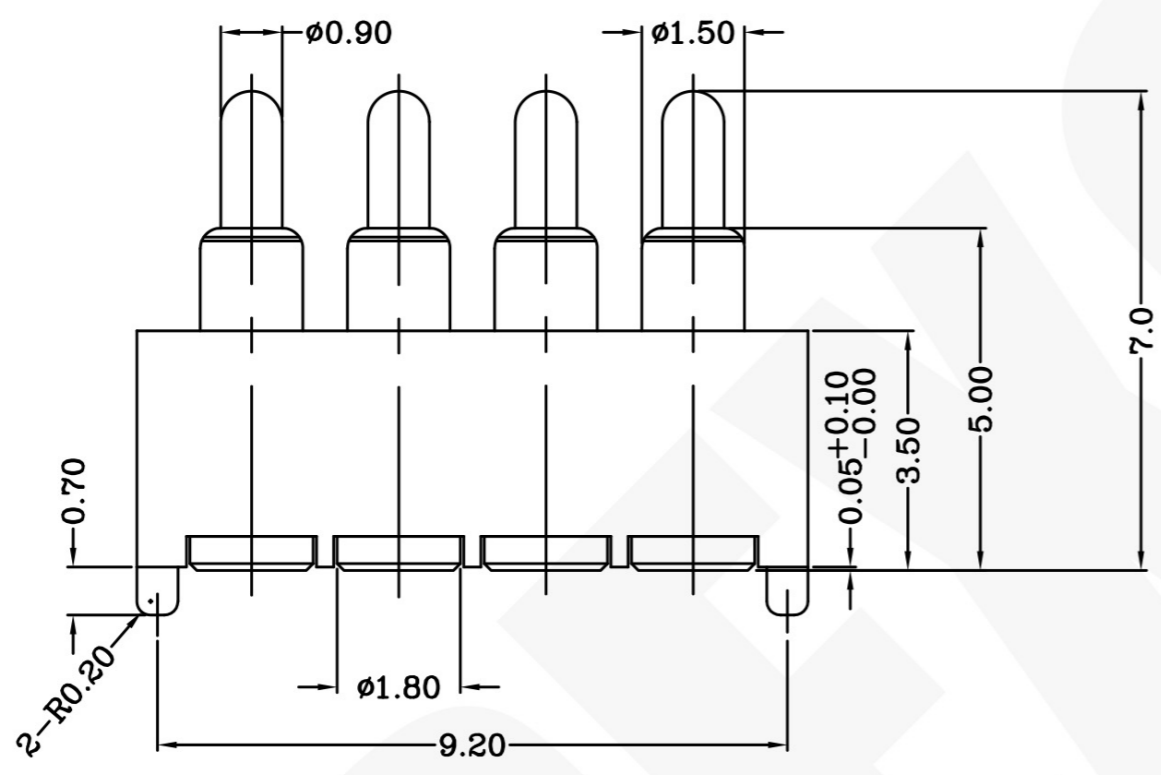
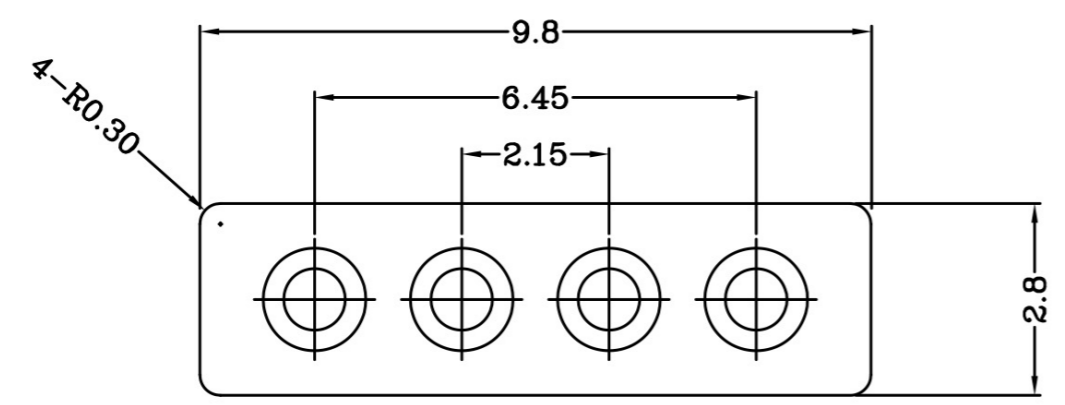


USED ON
-

DWG NO.
C-110508



THIS INFORMATION IS CONFIDENTIAL AND IS DISCLOSED TO YOU ON CONDITION THAT NO FURTHER DISCLOSURE IS MADE BY YOU TO OTHER THAN PEXON PERSONNEL WITHOUT WRITTEN AUTHORIZATION FROM PEXON LTD.



Recommended solder paste thickness is 0.10mm
Recommended PCB Layout

- Notes:
 1 Material, Housing: PA 4.6 (30% Glass Filled)
 Color Black.
 Contact: Brass
 2 Mechanical demands:
 Plating Plunger: 0.4um Au over 1.4um Ni
 Plating Body: 0.1um Au over 1.4um Ni.

110508-4
PART NUMBER

DIMENSIONS IN MM TOLERANCES UNLESS OTHER SPECIFIED		MATL	HT TR	FIN
0	= ±-	1	-	-
0.0	= ±0.15	DWN	APVD	Pexon
0.00	= ±0.10	Qin	Lansing	
0.000	= ±	CHK	REL	
ANGLE	±1°	NAME		
		PGD 4P		
		PGC-1.5-7.0-R-4P-2.15PH		
		SCALE	DWG NO.	SHEET
		1:1	C-110508	1 OF 1
		A4		REV
				1

LTR	REVISION RECORD	APVD	DATE
			2008/01/07

SURF TEXTURE: 3.2/
 REMOVE BURRS, BREAK
 SHARP EDGES R0.05 MAX
 DO NOT SCALE PRINT

LDC
-
DIST
-



PEXON

E-mail: sale@pinconnector.com

WhatsApp: +86-13361867201

www.pinconnector.com