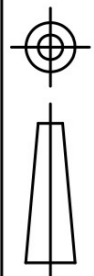
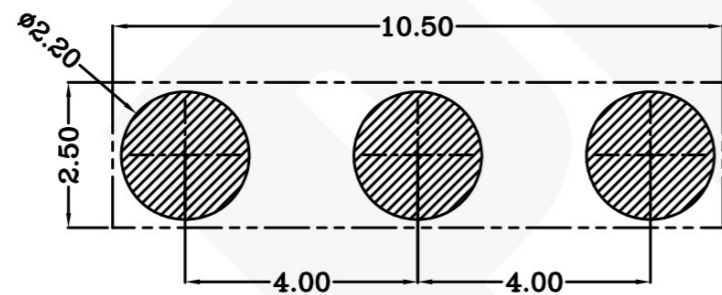
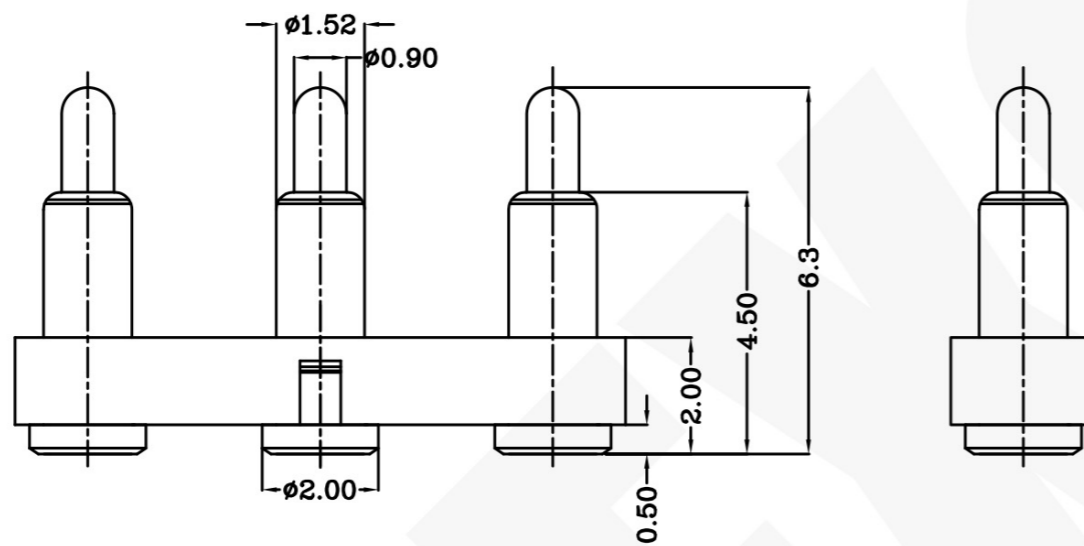
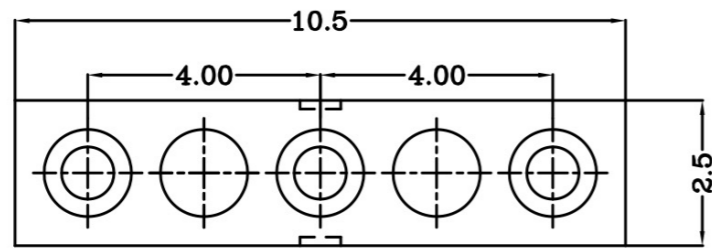


THIS INFORMATION IS CONFIDENTIAL AND IS DISCLOSED TO YOU ON CONDITION THAT NO FURTHER DISCLOSURE IS MADE BY YOU TO OTHER THAN PEXON PERSONNEL WITHOUT WRITTEN AUTHORIZATION FROM PEXON LTD.

DWG NO. C-110867



USED ON _____



Recommended PCB Layout
Recommended solder patse thickness is 0.10 mm

Notes:

- 1 Material(材质):
Housing: HTN, UL94 V-0 Color Black.
Contact: Brass
Spring :Stainless steel wire
- 2 Plating:
1)Body: Min 0.1um Gold plating over min. 1.4um Nickel plating
(Body: 镀金0.1um Min 镍底1.4um Min)
2)Plunger: Min 0.4um Gold plating over min. 1.4um Nickel plating
(Plunger: 镀金0.4um Min 镍底1.4um Min)
- 3 Mechanical:
Total stroke(总行程): 1.70mm
Durability(寿命): 10,000 cycle min.
- 4 Electrical(电性能)
Contact resistance(接触抵抗): 30mOhm Max.
Voltage rating(额定电压): 36V DC Max
Current rating(额定电流): 2.0A

LDC	-
DIST	-

	NEW		2009/11/05
LTR	REVISION RECORD	APVD	DATE

DIMENSIONS IN MM
TOLERANCES UNLESS
OTHER SPECIFIED
0 = ±-
0.0 = ±0.15
0.00 = ±0.10
0.000 = ±
ANGLE: ±1°
SURF TEXTURE: 3.2/
REMOVE BURRS. BREAK
SHARP EDGES R0.05 MAX
DO NOT SCALE PRINT

MATL	△ 1	HT TR	-	FIN	- ✓
DWN	Qln	APVD		Pexon	
CHK		REL			
NAME	POGO PIN CONNECTOR 3 POSITIONS PGC-1.5-6.3-R-3P-4.0PH				
SCALE	1:1	A4	DWG NO. C-110867	SHEET 1 OF 1	REV A

110867-3
PART NUMBER

4

3

2

1

D
C
B
A



PEXON

E-mail: sale@pinconnector.com

WhatsApp: +86-13361867201

www.pinconnector.com