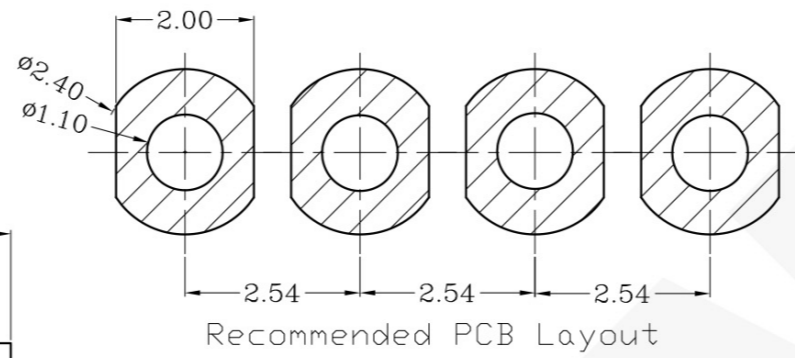
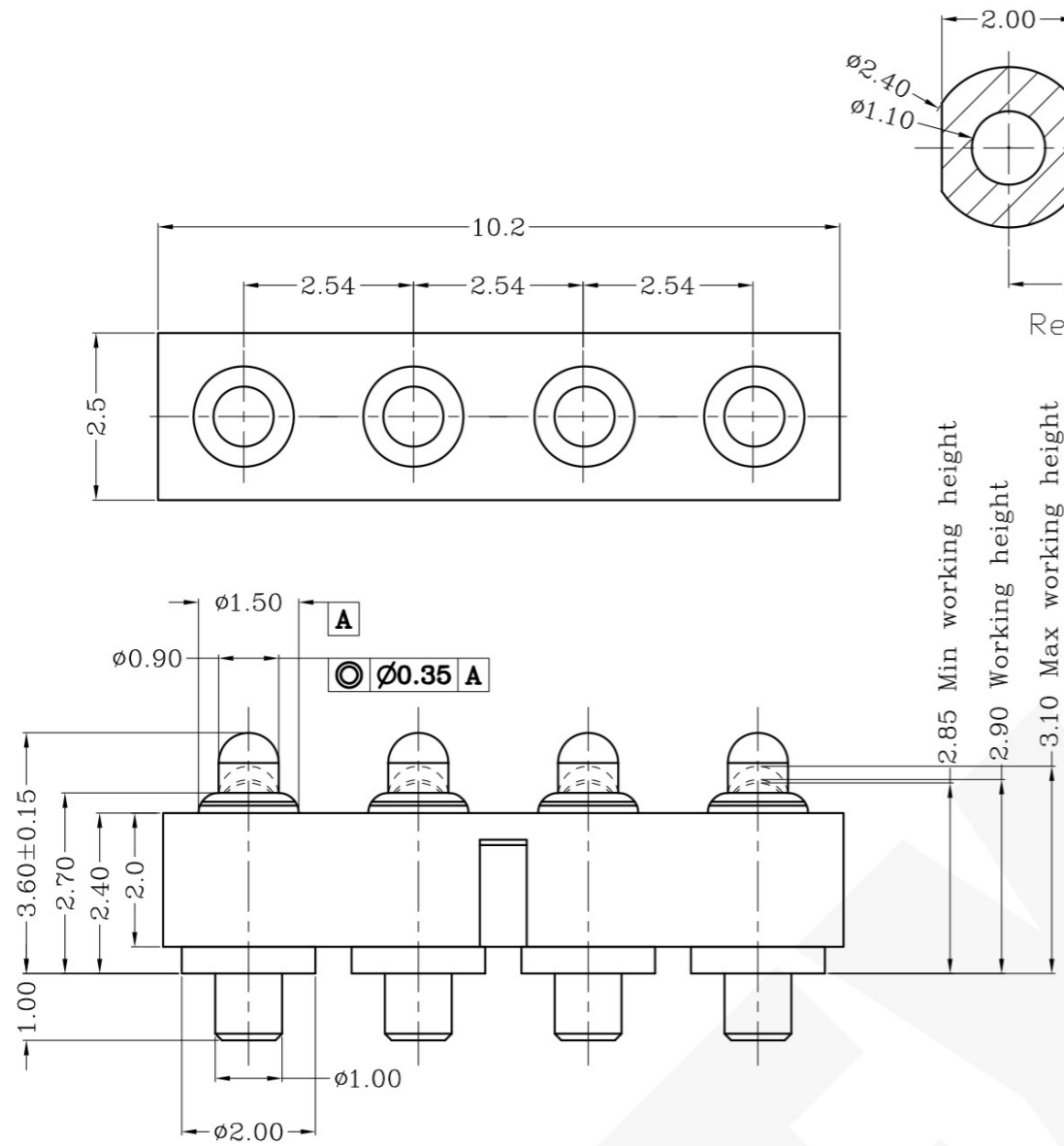
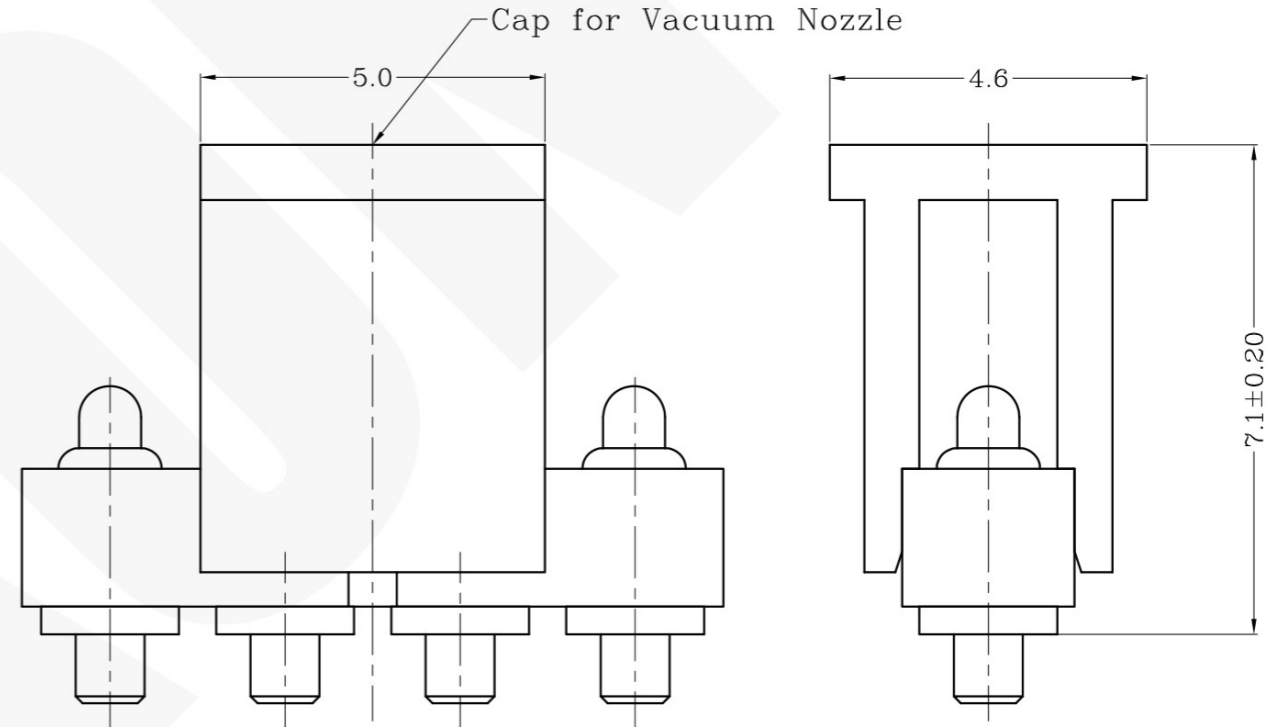


THIS INFORMATION IS CONFIDENTIAL AND IS DISCLOSED TO YOU ON CONDITION THAT NO FURTHER DISCLOSURE IS MADE BY YOU TO OTHER THAN PEXON PERSONNEL WITHOUT WRITTEN AUTHORIZATION FROM PEXON LTD.

DWN No.: C-10101041567



Item	Part name	Q'ty/Ea'	Material	Finish
1	HSG	1	High temp.Plastic UL94 V-0 Color Black	_____
2	Body	4	Leaded Brass	Au 0.1um plating Ni 1.4um
3	Plunger	4	Leaded Brass	Au 0.4um plating Ni 1.4um
4	Spring	4	Stainless steel wire	_____
5	CAP	1	High temp.Plastic UL94 V-0 Color Black	_____



Notes:

- Dimensions shall be interpreted per ASME Y14.5M.
- Mechanical performance(See the table 1)  
 $\langle 2.1 \rangle$ The force is the average of forces obtained when plunger goes downwards and upwards.  
 $\langle 2.2 \rangle$ Warning: Working height are not permitted to be less than Min working height.
- Electrical performance  
Resistance: 30mOhm Max.  
Current rating: 2.0A
- Packaging specification conforms to EIA 481
- RoHS compliant.

Working height	2.90mm	50±15gf $\langle 2.1 \rangle$
Durability	10000cycle	

10101041567

PART NUMBER

Top-Link Electronics Ltd.		Type Customer drawing	Unit mm	Weight _____
TOLERANCES UNLESS OTHER SPECIFIED 0. = ± - 0.0 = ± 0.15 0.00 = ± 0.10 0.000 = ± - Angle: ±1° SURF TEXTURE: REMOVE BURRS. BREAK SHARP EDGES R0.05 MAX.DO NOT SCALE PRINT.		DWN: Caiwanlu	APVD:	<b>PEXON</b>
		CHK:	REL:	
		Name Pogo pin connector		
Scale 1:1	Size A4	DWG No. C-10101041567	Page 1/1	Rev. 1

1	NEW	2016/01/27
Rev.	Revision record.	Date.

DIST  
---

4

3

2

1



**PEXON**

E-mail: [sale@pinconnector.com](mailto:sale@pinconnector.com)

WhatsApp: +86-13361867201

[www.pinconnector.com](http://www.pinconnector.com)