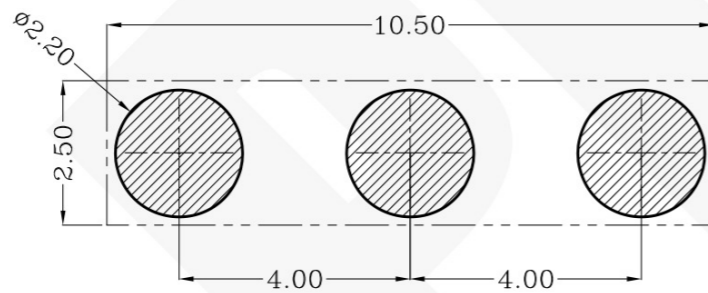
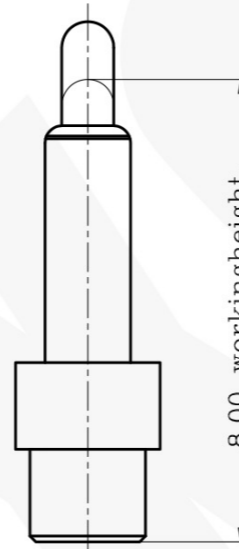
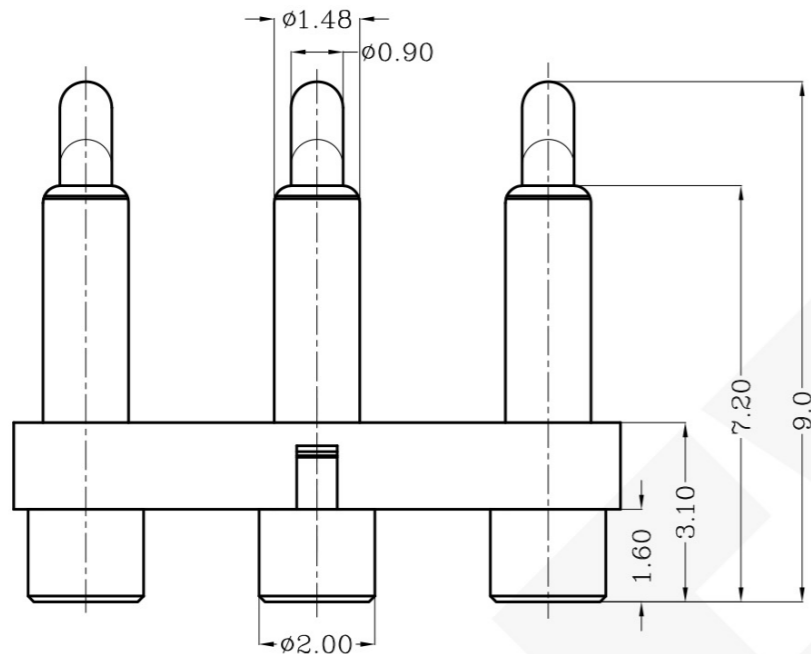
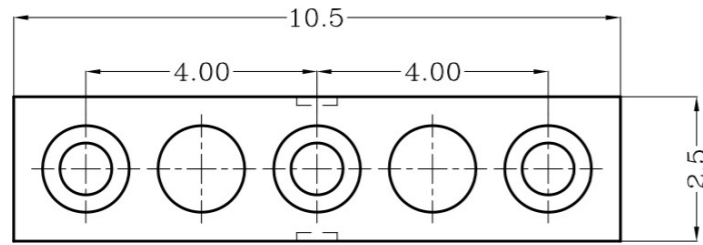


THIS INFORMATION IS CONFIDENTIAL AND IS DISCLOSED TO YOU ON CONDITION THAT NO FURTHER DISCLOSURE IS MADE BY YOU TO OTHER THAN PEXON PERSONNEL WITHOUT WRITTEN AUTHORIZATION FROM PEXON LTD.

DWG NO. C-110755



USED ON



Recommended PCB Layout

Notes:

① Material(材质):

- 1) Body : Brass
- 2) Plunge : Brass
- 3) Spring : Stainless steel wire

2 Plating(电镀):

- 1) Body: Min 0.1um Gold plating over min. 1.4um Nickel plating (Body: 镀金0.1um Min 镍底1.4um Min)
- 2) Plunger: Min 0.4um Gold plating over min. 1.4um Nickel plating (Plunger: 镀金0.4um Min 镍底1.4um Min)

3 Mechanical(机械性能):

- 1) Total stroke(总行程) : 1.50mm
- 2) Durability(寿命): 10,000 cycle min.

4 Electrical(电性能)

- 1) Contact resistance(接触抵抗): 30mOhm Max.
- 2) Voltage rating(额定电压): 36V DC Max
- 3) Current rating(额定电流): 2.0A

110755-3

PART NUMBER

DIMENSIONS IN MM
TOLERANCES UNLESS
OTHER SPECIFIED

0 = ±-
0.0 = ±0.15
0.00 = ±0.10
0.000 = ±
ANGLE: ±1°

SURF TEXTURE: 3.2/
REMOVE BURRS. BREAK
SHARP EDGES R0.05 MAX
DO NOT SCALE PRINT

MATL	①	HT TR	—	FIN	— ✓
DWN	Qin	APVD			
CHK	REL	NAME			
SCALE	1:1	A4	DWG NO.	C-110755	SHEET 1 OF 1
				REV	2

LDC	-
DIST	-

LTR	NEW	APVD	DATE
	REVISION RECORD		2011/11/03

4

3

2

1

D

C

B

A



PEXON

E-mail: sale@pinconnector.com

WhatsApp: +86-13361867201

www.pinconnector.com