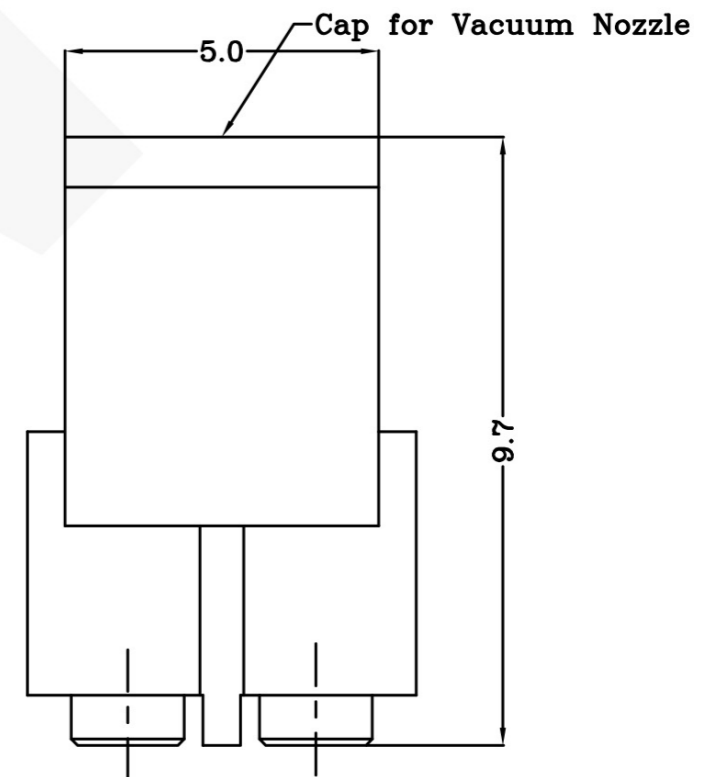
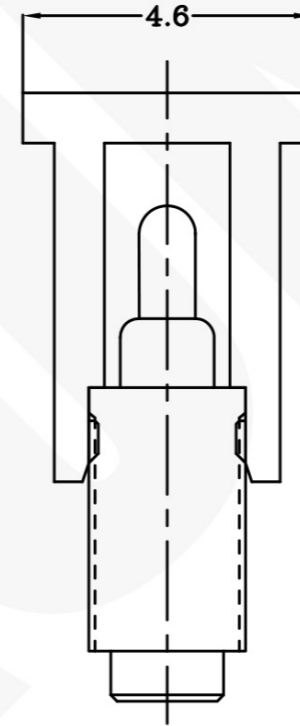
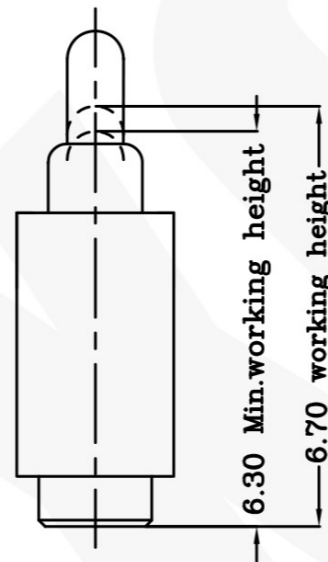
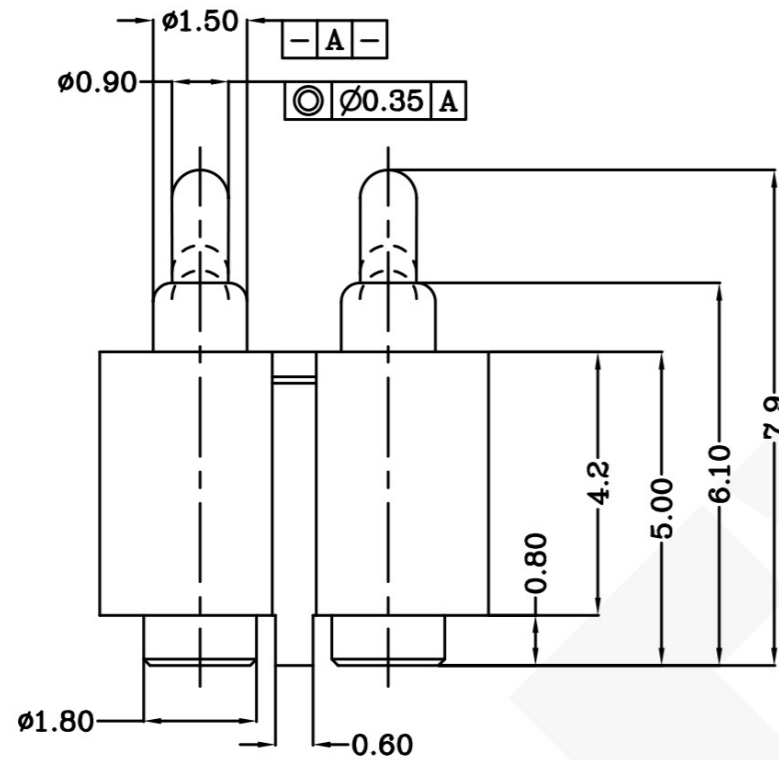
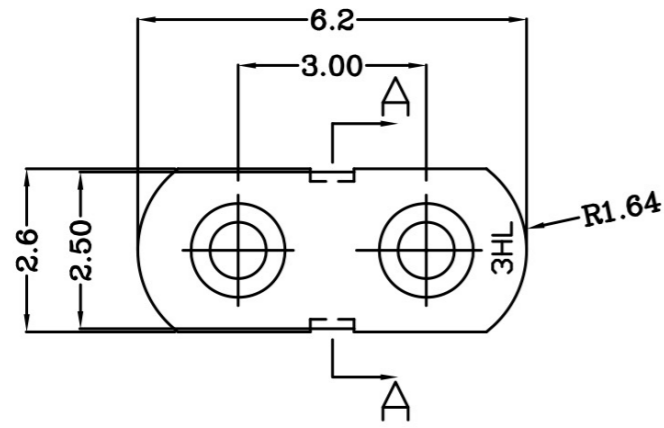


THIS INFORMATION IS CONFIDENTIAL AND IS DISCLOSED TO YOU ON CONDITION THAT NO FURTHER DISCLOSURE IS MADE BY YOU TO OTHER THAN PEXON PERSONNEL WITHOUT WRITTEN AUTHORIZATION FROM PEXON LTD.

DWN No.: C-100063



Item	Part name	Q'ty/Ea'	Material	Finish
1	HSG	1	High temp.Plastic UL94 V-0 Color Black	_____
2	Body	2	Leaded Brass	Gold plating over Nickel plating
3	Plunger	2	Leaded Brass	Gold plating over Nickel plating
4	Spring	2	Stainless steel wire	_____
5	CAP	1	High temp.Plastic UL94 V-0 Color Black	_____

Notes:

- Dimensions shall be interpreted per ASME Y14.5M.
- Mechanical performance(See the table 1)
<2.1>The force is the average of forces obtained when plunger goes downwards and upwards.
<2.2>Warning: Working height are not permitted to be less than Min working height.
- Electrical performance
Resistance: 30mOhm Max.
Current rating: 2.0A
- Packaging specification conforms to EIA 481
- RoHS compliant.

working height	6.70mm	100gf Min <2.1>
Durability	10000cycle	

100063-2

PART NUMBER

DIST

DIST

Rev.	Revision record.	Date.
B1	Update	2014/07/10
B	3.60改为3.70	2007/06/22

Top-Link Electronics Ltd.		Type	Customer drawing	Unit	mm	Weight	
TOLERANCES UNLESS OTHER SPECIFIED		DWN:	Cai wanlu	APVD:		Pexon	
0. = ± -		CHK:		REL:			
0.0 = ± 0.15		Name		Pogo pin connector			
0.00 = ± 0.10		Scale	1:1	Size	A4	DWG No.	C-100063
0.000 = ± -						Page	1/1
Angle: ±1°						Rev.	B1
SURF TEXTURE: REMOVE BURRS. BREAK SHARP EDGES R0.05 MAX.DO NOT SCALE PRINT.							

4

3

2

1



PEXON

E-mail: sale@pinconnector.com

WhatsApp: +86-13361867201

www.pinconnector.com