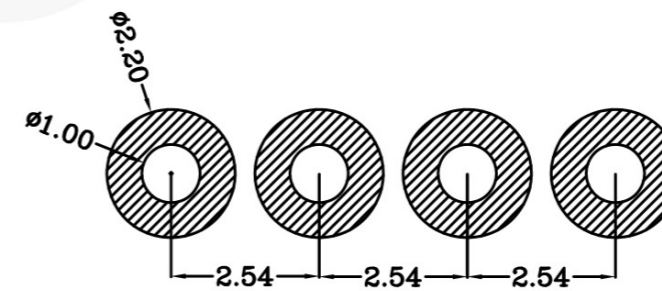
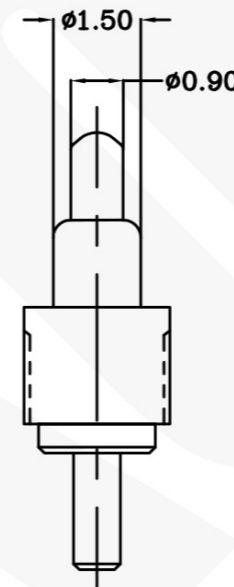
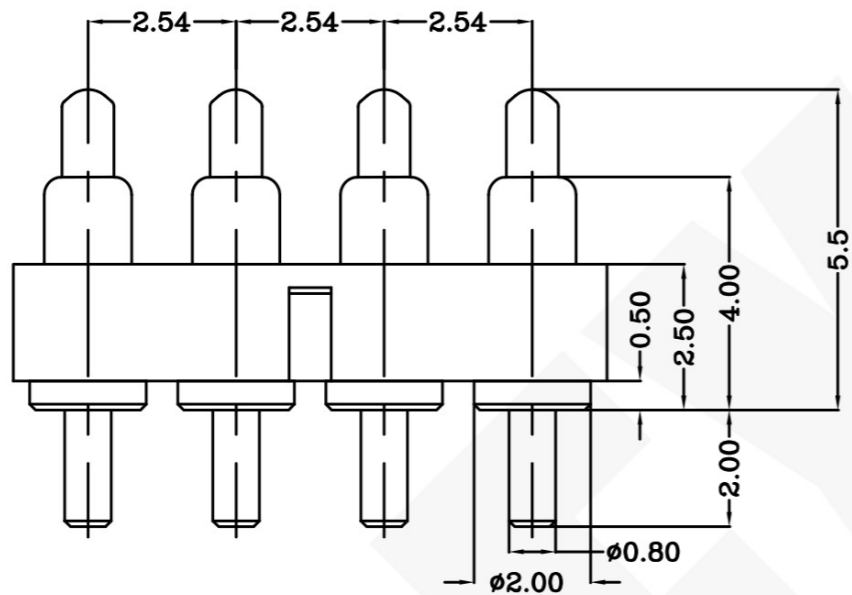
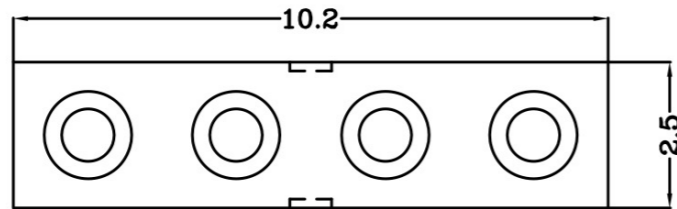


THIS INFORMATION IS CONFIDENTIAL AND IS DISCLOSED TO YOU ON CONDITION THAT NO FURTHER DISCLOSURE IS MADE BY YOU TO OTHER THAN PEXON PERSONNEL WITHOUT WRITTEN AUTHORIZATION FROM PEXON LTD.

DWG NO.  
C-110552



USED ON  
-



Recommended PCB Layout

Notes:

- 1 Material, Housing: PA 4.6 (30% Glass Filled)  
Color Black.  
Contact: Brass
- 2 Mechanical demands:  
Plating Plunger: Min 0.1um Au over 1.25um Ni  
Plating Body: Min 0.075um Au over 1.25um Ni.

110552-4

PART NUMBER

DIMENSIONS IN MM  
TOLERANCES UNLESS  
OTHER SPECIFIED  
0 = ±-  
0.0 = ±0.15  
0.00 = ± 0.10  
0.000 = ±  
ANGLE: ±1°  
SURF TEXTURE: 3.2/  
REMOVE BURRS. BREAK  
SHARP EDGES R0.05 MAX  
DO NOT SCALE PRINT

MATL	△ 1	HT TR	-	FIN	- ✓
DWN	Qin	APVD		<b>PEXON</b>	
CHK		REL			
NAME	PGO GO CONNECTOR 4 POSITIONS PGC-1.5-5.5-R-4P-2.54PH				
SCALE	1:1	A4	DWG NO. C-110552	SHEET 1 OF 1	REV 1

LDC	-
DIST	-

	NEW		2009/09/14
LTR	REVISION RECORD	APVD	DATE

4

3

2

1

D

C

B

A



**PEXON**

E-mail: [sale@pinconnector.com](mailto:sale@pinconnector.com)

WhatsApp: +86-13361867201

[www.pinconnector.com](http://www.pinconnector.com)